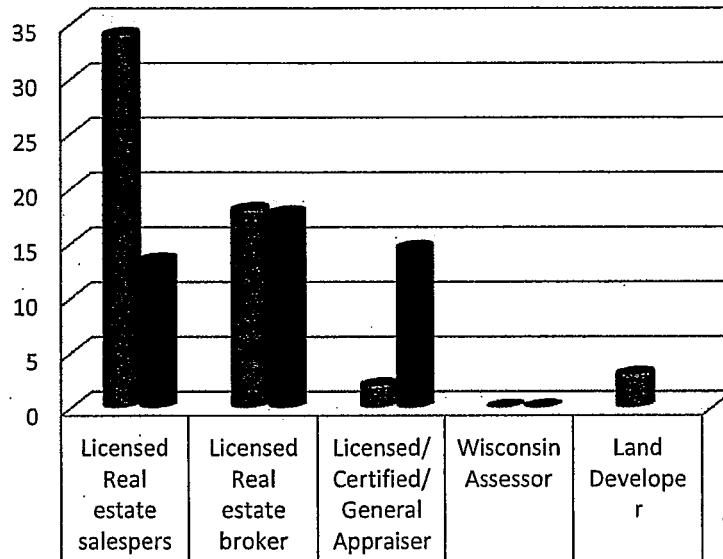


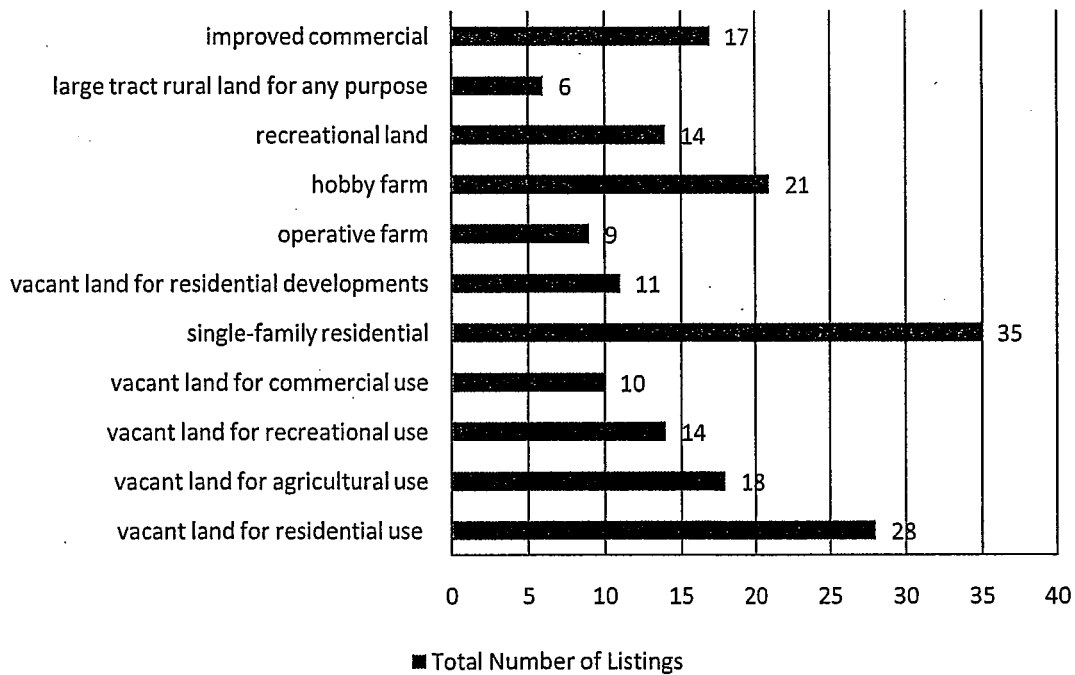
RESULTS FROM THE SURVEY IN GRAPHIC PRESENTATION
FOUND ON THE FOLLOWING PAGES

Real Estate Background

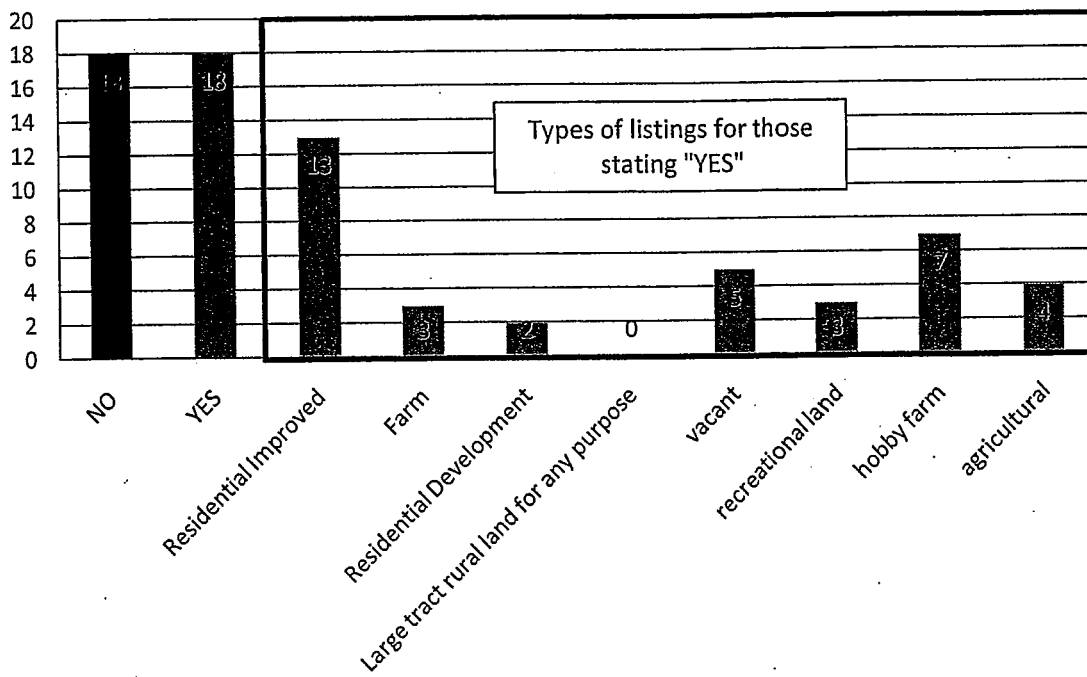


■ Number of Titles Represented	34	18	2	0	3
■ Average Years Experience	13.4	17.7	14.5	0.0	

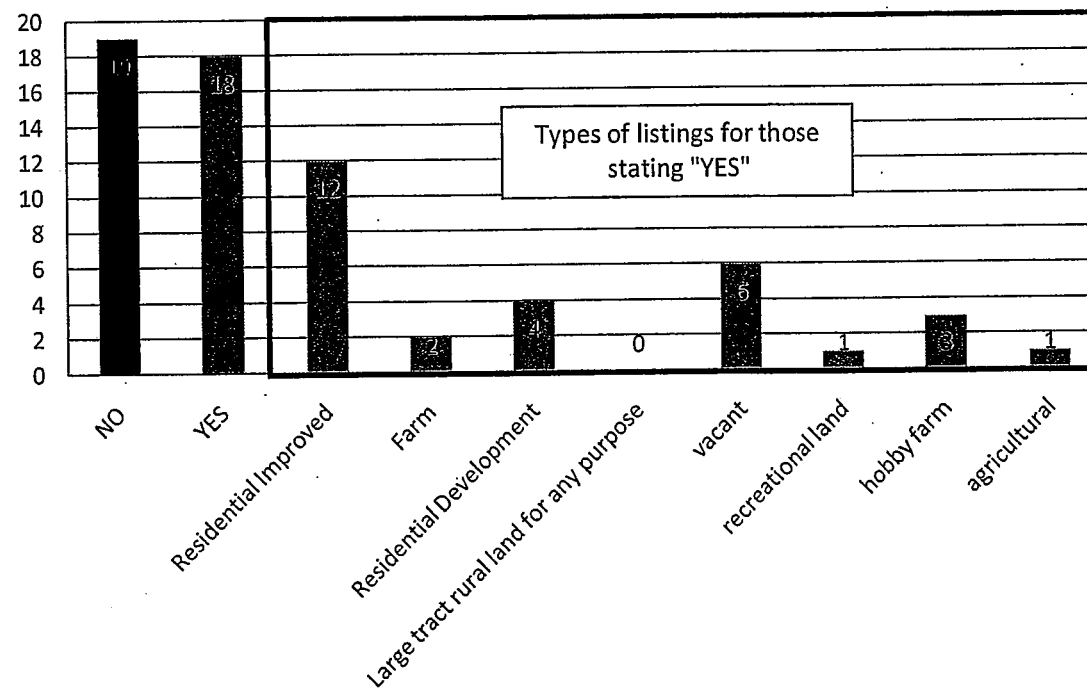
Types of Listings Sold



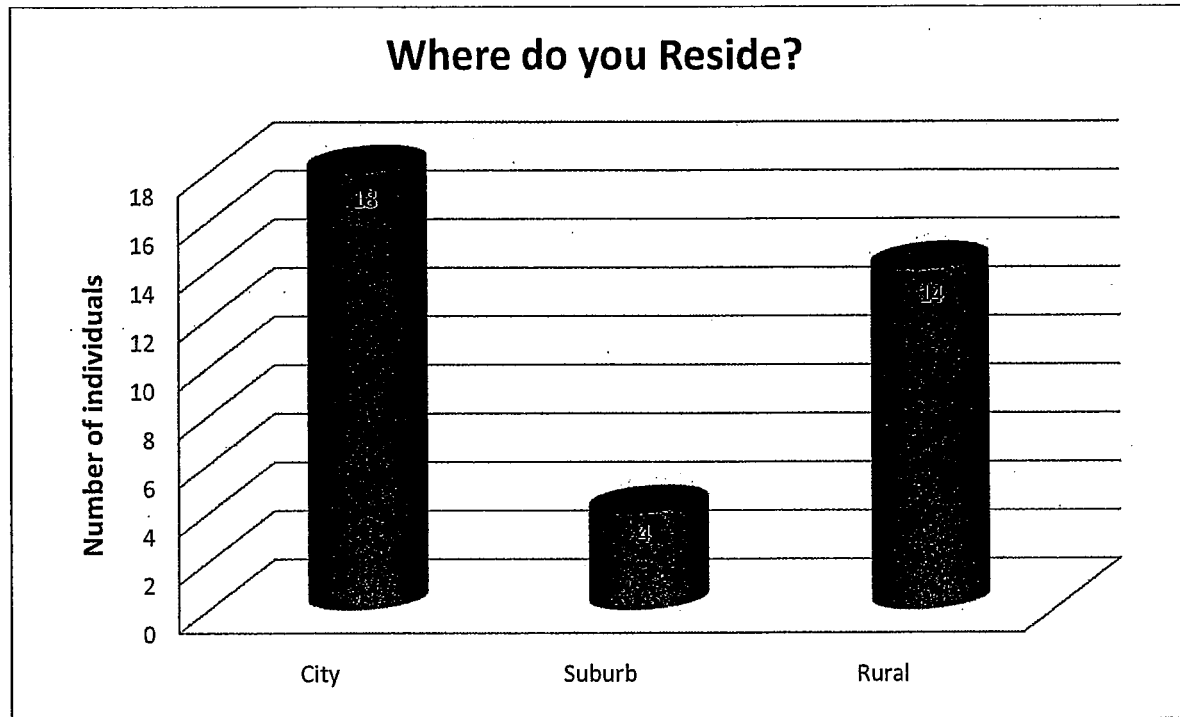
Listed Property with Turbines Visible




Sold Property with Turbines Visible



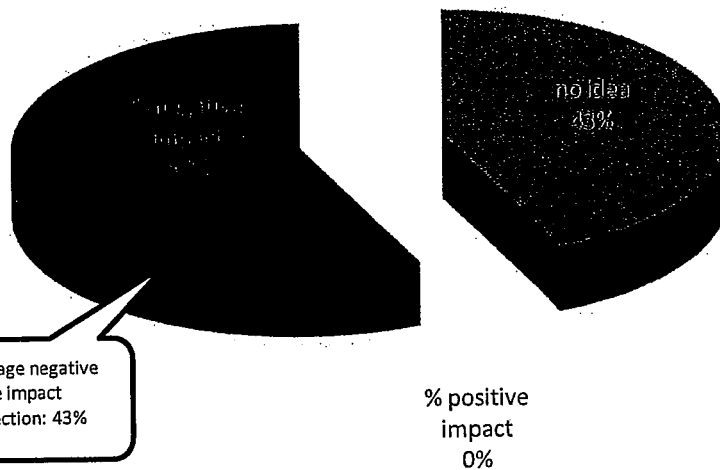
Where do you Reside?



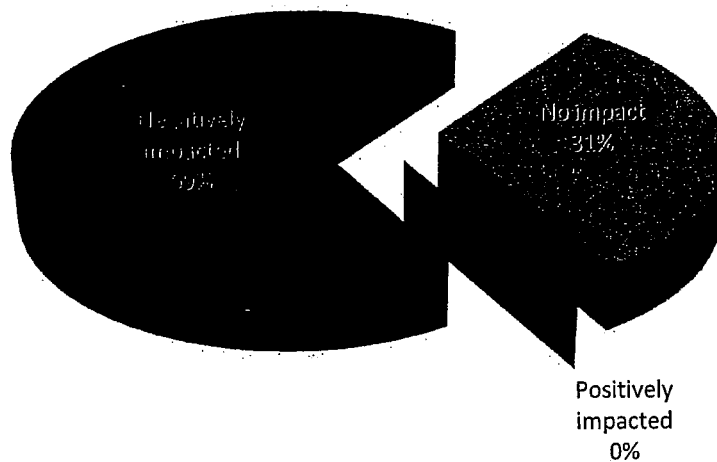
Question 1: What is your opinion of the property value impact of wind turbines in **bordering proximity** to a 1-5 acre vacant residential lot?



Bordering proximity to a 1-5 acre vacant residential lot:
Opinion of Percentage Impact

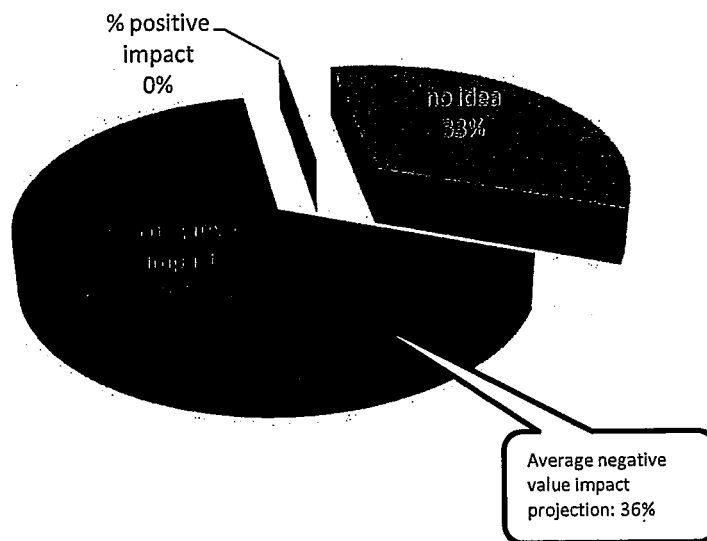


Question 2: What is your opinion of the property value impact of wind turbines in **close proximity** to a 1-5 acre vacant residential lot?

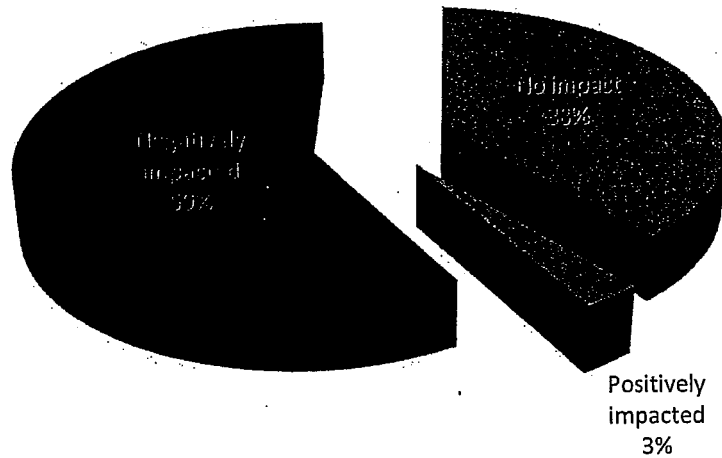


Close proximity to a 1-5 acre vacant residential lot:

Opinion of Percentage Impact

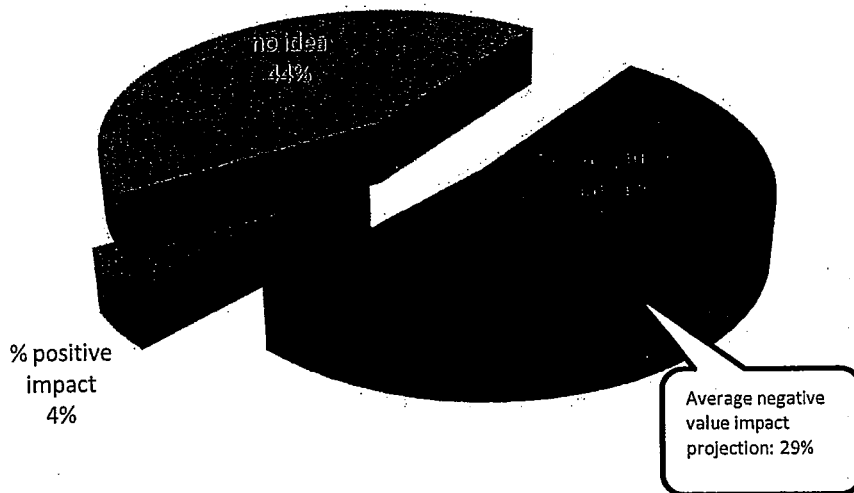


Question 3: What is your opinion of the property value impact of wind turbines in **near proximity** to a 1-5 acre vacant residential lot?




Near proximity to a 1-5 acre vacant residential lot:


Opinion of Percentage Impact



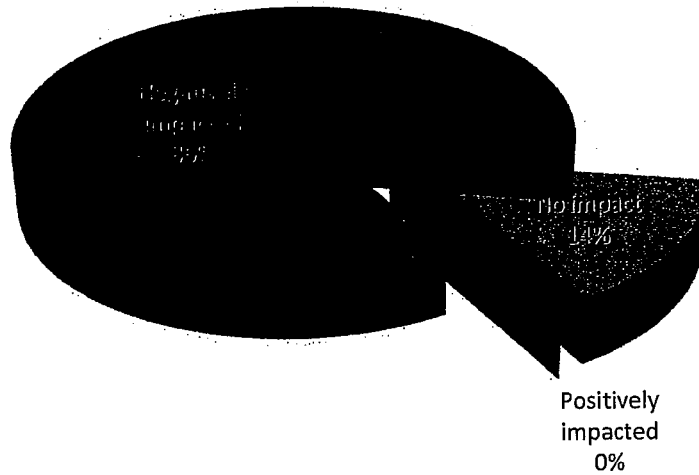
Question 4: What is your opinion of the property value impact of wind turbines in **bordering proximity** to a 1-5 acre improved residential lot?




Bordering proximity to a 1-5 acre improved residential lot:
Opinion of Percentage Impact




Question 5: What is your opinion of the property value impact of wind turbines in **close proximity** to a 1-5 acre improved residential lot?



Close proximity to a 1-5 acre improved residential lot:
Opinion of Percentage Impact

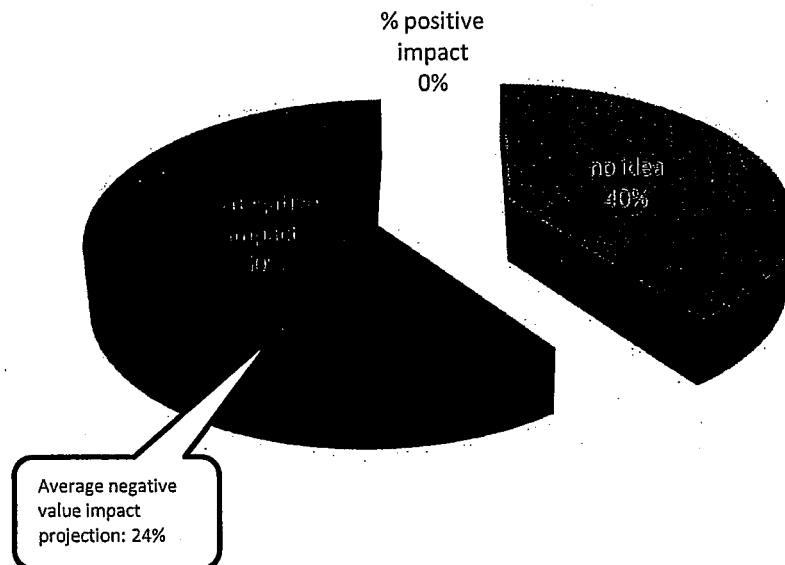


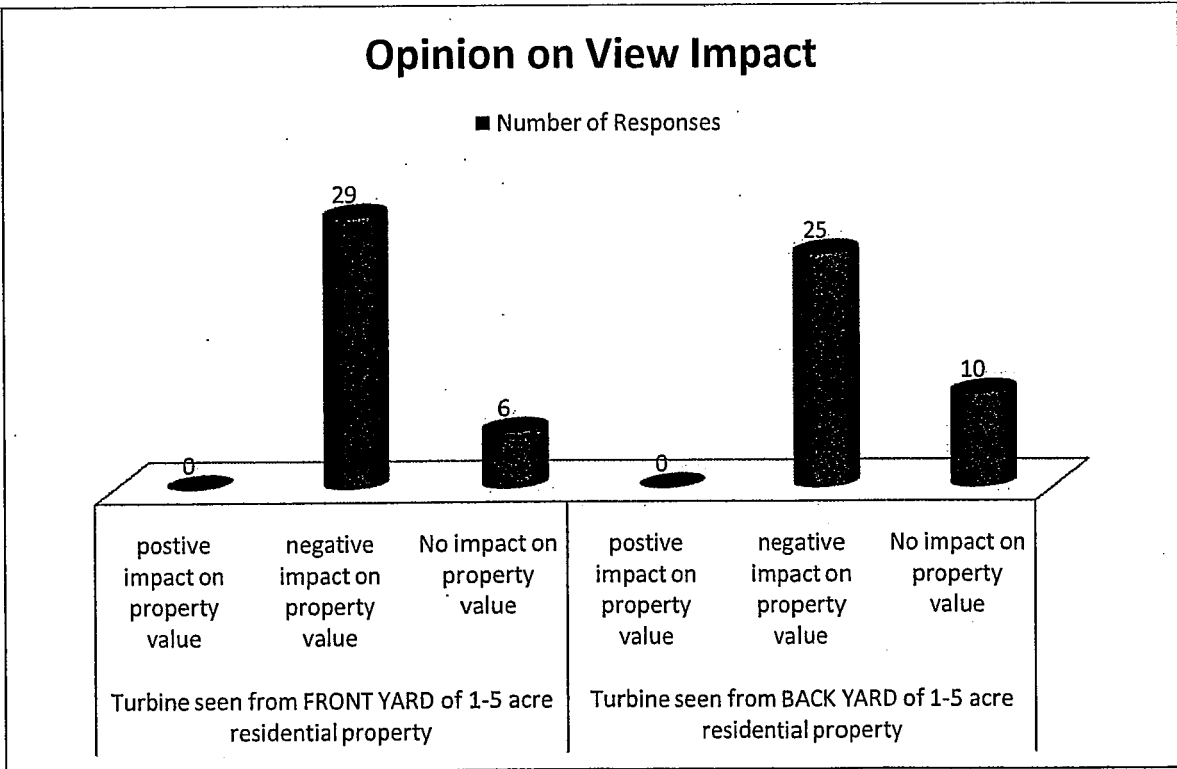
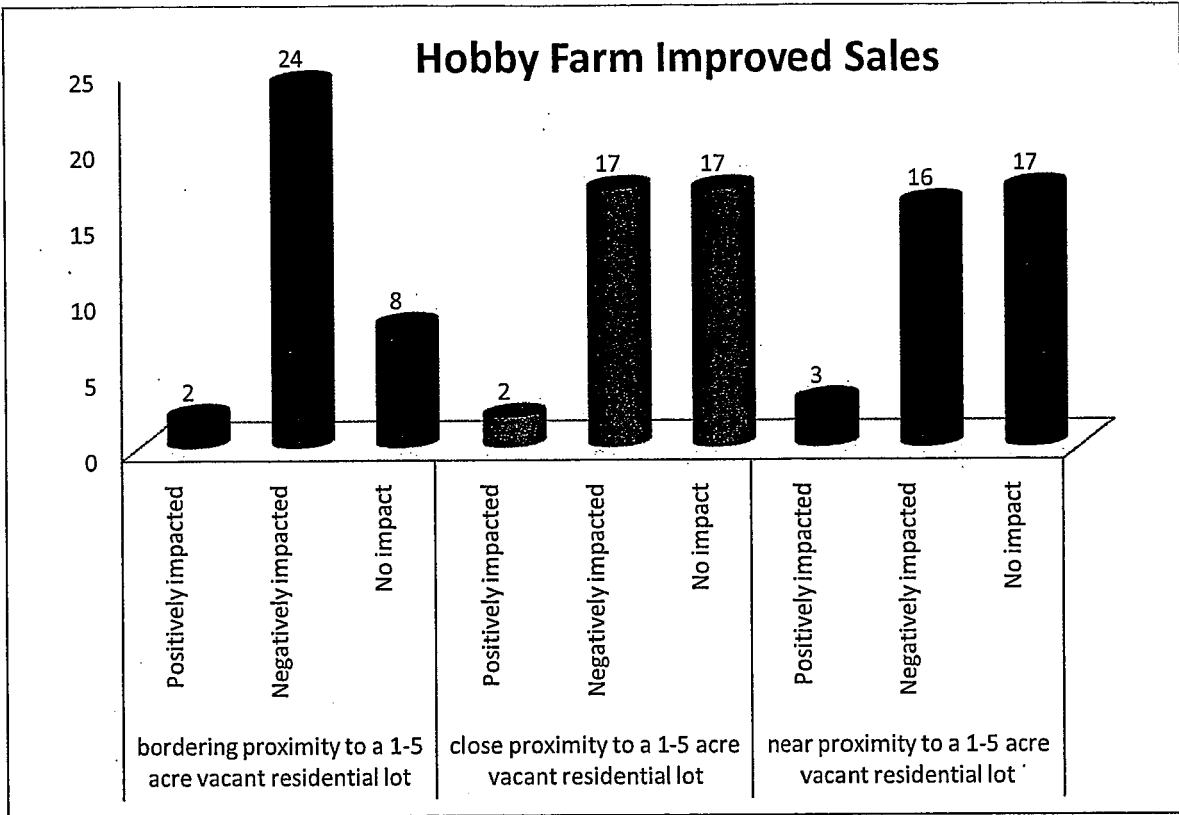
Question 6: What is your opinion of the property value impact of wind turbines in **near proximity** to a 1-5 acre improved residential lot?



Near proximity to a 1-5 acre improved residential lot:

Opinion of Percentage Impact





WIND TURBINE IMPACT - SALES STUDIES

The purpose of the wind turbine impact sales studies was to compare the residential land sales of properties located within the wind turbine farm area to comparable land sales located outside of the influence of the wind turbines. Being located outside of the influence meant that the wind turbines could not be seen from the property.

The Scope of Work (SOW) for this assignment was as follows:

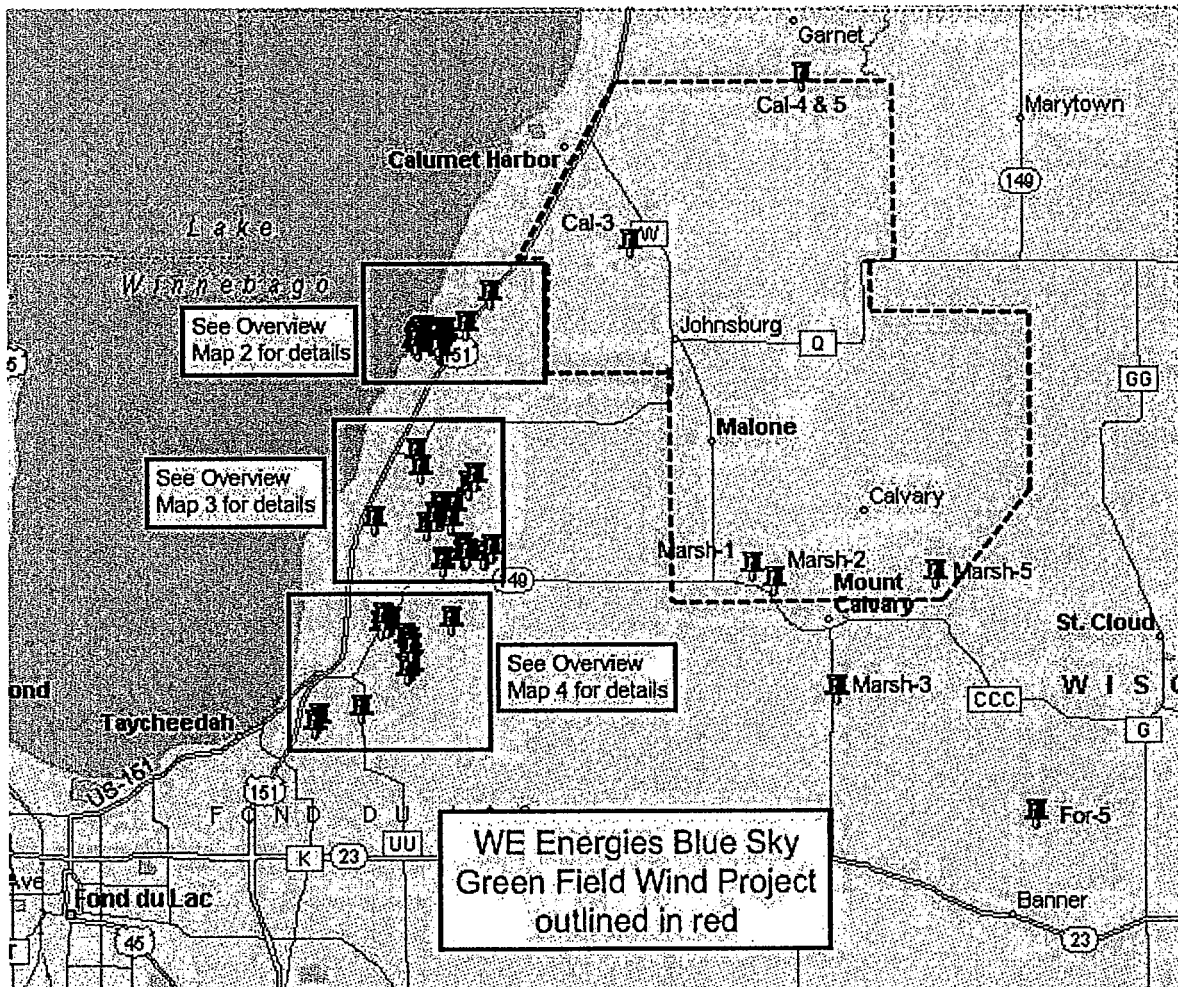
- 1) Obtain the wind farm maps from the wind farm developer.
- 2) Identify the wind turbine influence area using the wind farm maps, township maps, plat books and county maps.
- 3) Physically inspect the wind farm influence area.
- 4) Search for all residential vacant land sales in the wind farm influence area using the following parameters:
 - a) 1-10 acre land size.
 - b) January 1st, 2005 to May 31st, 2009, to keep the sales in the influence of the wind turbines either present or planned.
 - c) Vacant land sales only.
 - d) Residential land use only.
 - e) Arm's length transactions that meet the legal definition of a Market Value transaction.
 - f) Utilize REDI, MLS, court records, assessor records, county maps, Google maps, FEMA maps, and other sources as needed for property data of each sale.
- 5) Research and confirm all sales within the wind turbine influence and physically inspect all sales and locate the proximity of all nearby wind turbines.
- 6) Complete a sales info sheet on each sale.
- 7) Using the sales in #5, set forth the parameters for the comparable land sales located outside of the sphere of influence and follow steps #4 through #6.
- 8) Once all the sales are confirmed and the sales info sheets completed, complete a spreadsheet listing all land sales data.
- 9) Complete a market appreciation/depreciation time study for time adjustments.
- 10) Complete a "x, y" scatter chart plotting the land sales within the influence of the wind turbines vs. those outside of the influence after time adjustments are applied.
- 11) Plot regression lines of the two values using logarithmic functions.

- 12) Compare the values projected by the charts to identify and define any value difference between the land sales within vs. outside of the influence of the wind turbines.
- 13) Summarize and conclude the impact of wind turbines to property value.

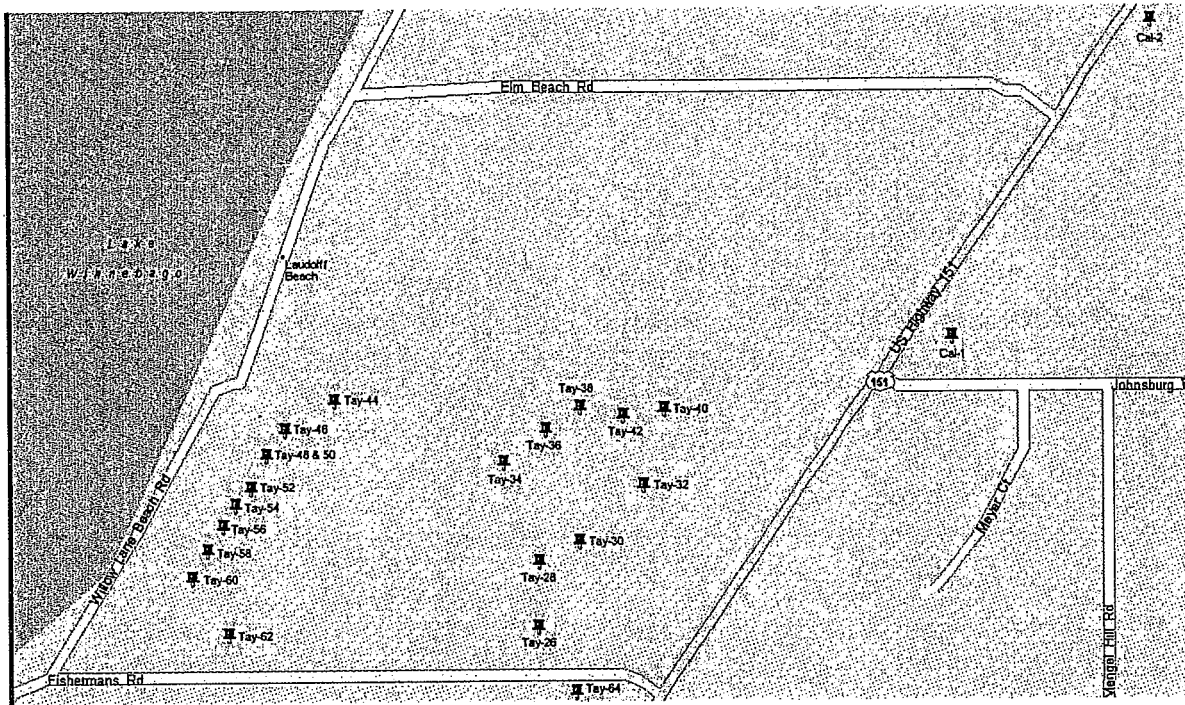
The areas of study include the WE Energies - Blue Sky Green Field wind farm located in the northeast section of Fond du Lac County and the Invenergy - Forward wind farm located in southwest Fond du Lac County and northeast Dodge County. The sales studies and their conclusions follow.

WE Energies - Blue Sky Green Field Wind Farm Sales Study

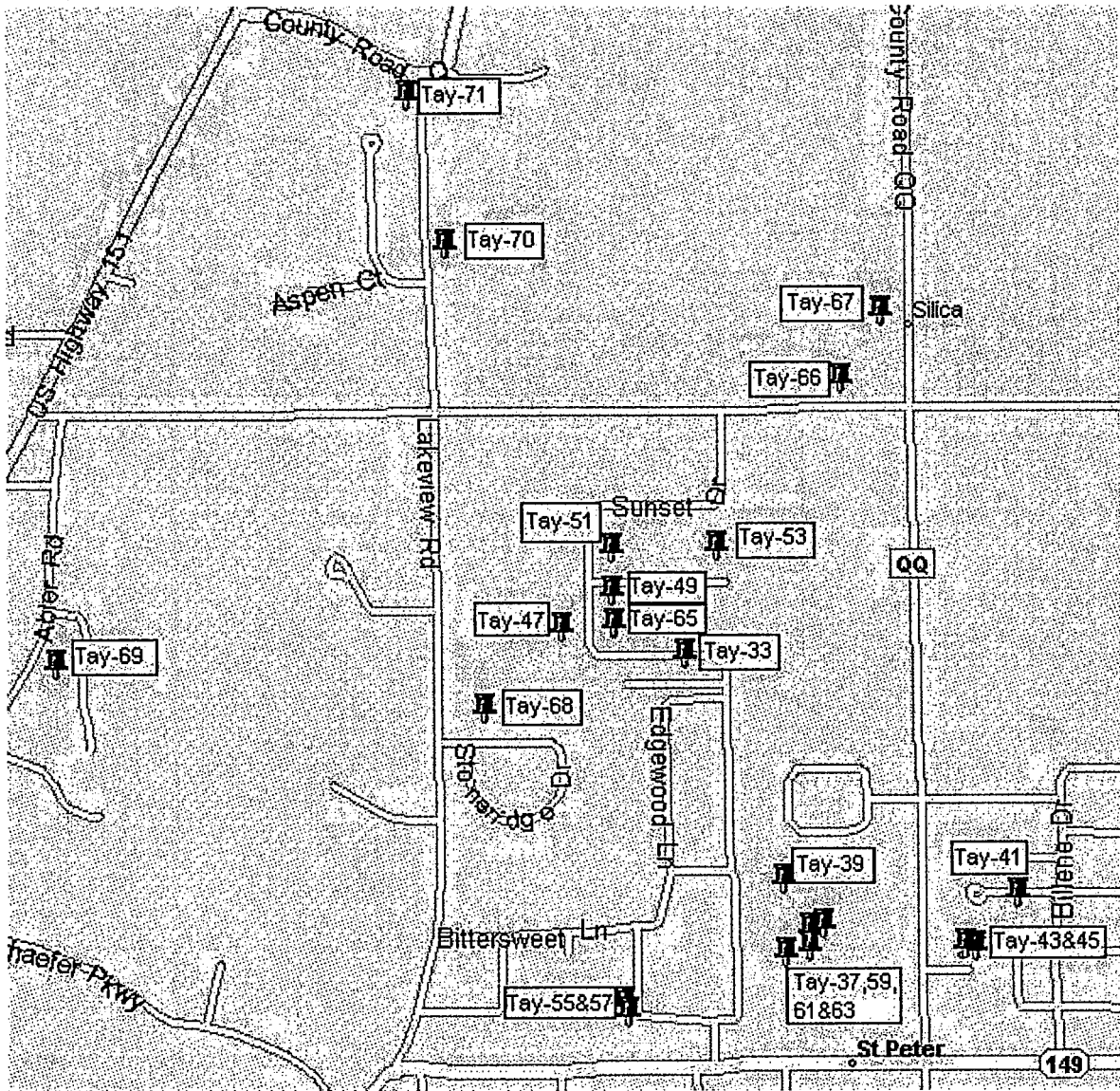
The area of study was the northeast section of Fond du Lac County bordered by Calumet County to the north, Lake Winnebago to the west and Sheboygan County to the east. The study included the townships of Calumet, Taycheedah and Marshfield. A total of 68 vacant residential land sales were utilized for this study. From that total, 6 land sales were in the influence of the wind turbines (within the wind farm parameters), and 62 sales were located outside of that sphere of influence. The sales map for this study is pictured below:



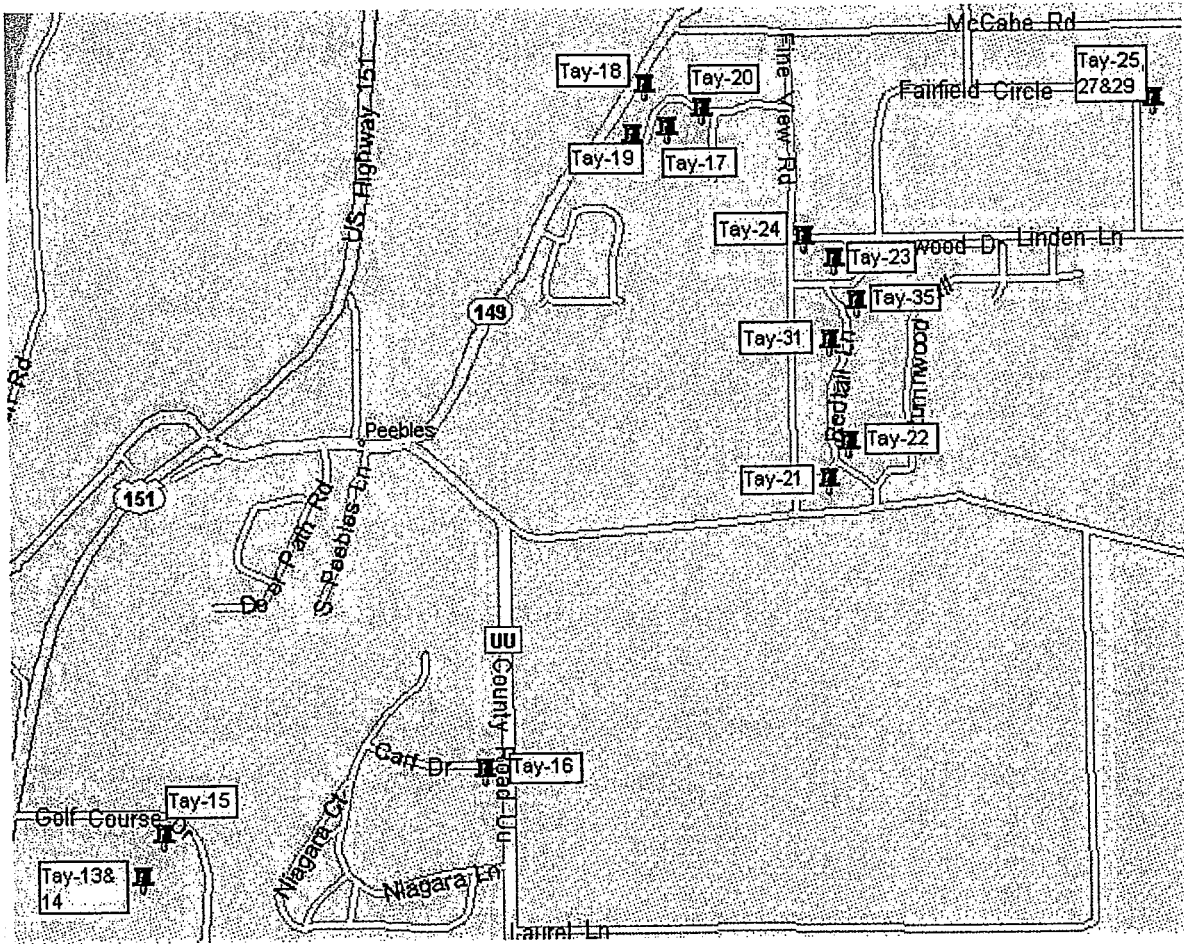
Overview Map #2



Overview Map #3



Overview Map #4



All of these sales were the placed in a spread sheet that appears on the next pages.

WE-ENERGIES BLUE SKY GREEN FIELD SPREADSHEET

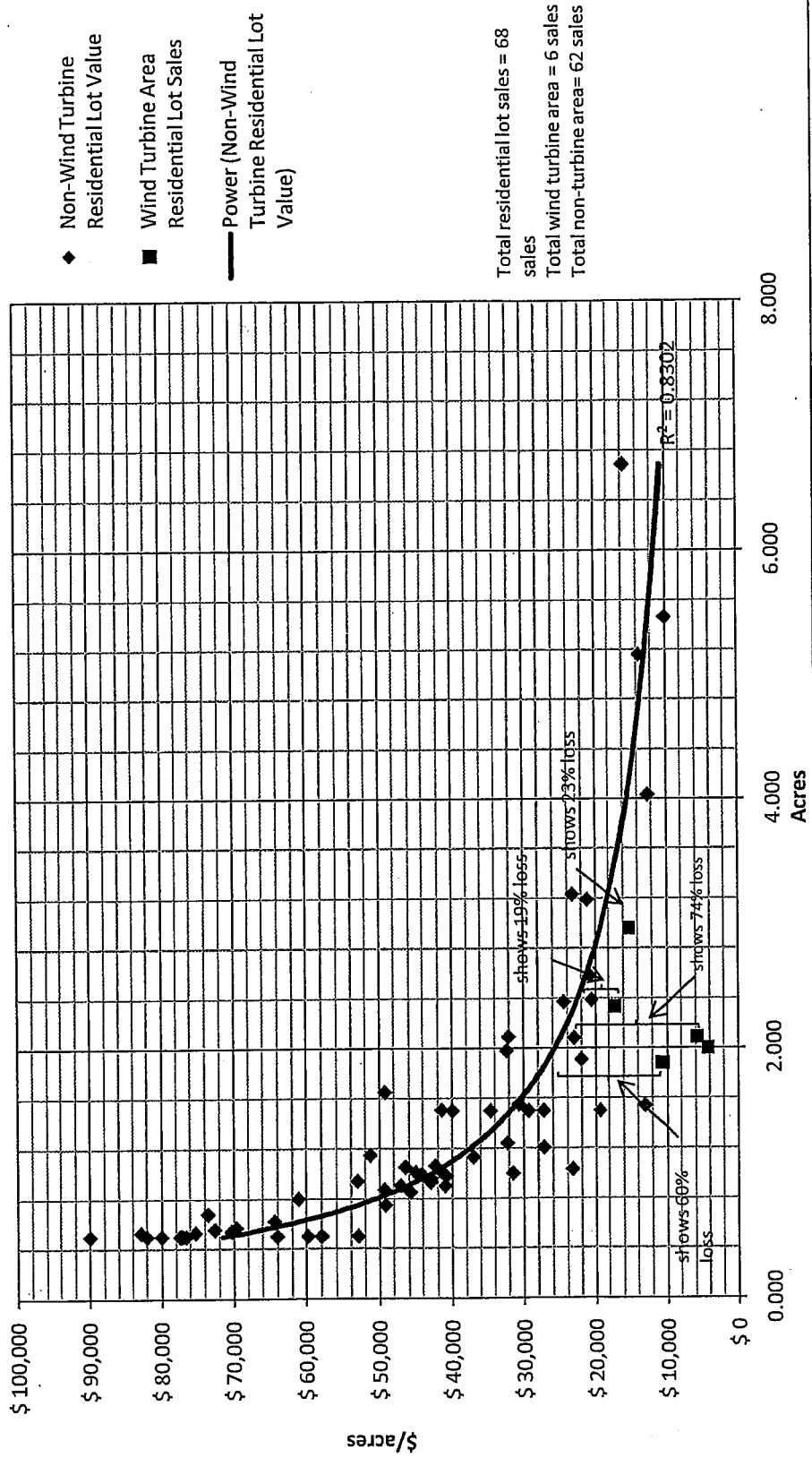
Identifier	Subdv	Lot	Street #	Street name	resale?	Sale Amt	Sale Date	Doc #	lot size acres	adj Sale after time adj	\$/ac
Cal-5	Rural	turbine	W2073	Cty Rd HHH	N	\$ 8,500	3/31/2006	868997	2.000	\$ 8,500	\$ 4,250
Cal-4	Rural	turbine	W2079	Cty Rd HHH	N	\$ 8,500	3/31/2006	868996	2.000	\$ 8,500	\$ 4,250
Cal-3	Rural			Schumacher Rd.	N	\$ 12,000	2/12/2009	931211	2.088	\$ 12,000	\$ 5,747
Marsh-5	Rural	turbine	W1362	Basswood Rd.	N	\$ 45,000	12/27/2007	908549	2.960	\$ 45,000	\$ 15,203
Marsh-2	Rural	turbine	W2209	Cty Rd W	N	\$ 40,000	5/1/2009	871059	2.330	\$ 40,000	\$ 17,167
Marsh-1	Rural	turbine		Cty Rd W	N	\$ 20,000	1/16/2008	909043	1.880	\$ 20,000	\$ 10,638
Cal-2	Rural			Johnsburg Rd.	N	\$ 53,500	6/10/2009	940604	2.578	\$ 53,500	\$ 20,753
For-5	Rural		W879	State Hwy 151	N	\$ 105,000	10/30/2006	883092	6.689	\$ 105,000	\$ 15,697
Marsh-3	Rural			Pleasant View Ct.	N	\$ 24,000	2/4/2008	910007	1.030	\$ 24,000	\$ 23,301
Tay-13	Winward Estates	Lot 44	W4562	Cty Rd W	N	\$ 19,900	10/20/2006	882217	1.540	\$ 19,900	\$ 12,922
Tay-14	Winward Estates	Lot 44	W4562	Aeolus Way	Y	\$ 40,000	5/14/2009	938265	0.500	\$ 40,000	\$ 80,000
Tay-15	Winward Estates	Lot 68	N7346	Aeolus Way	N	\$ 45,000	5/3/2007	895585	0.500	\$ 45,000	\$ 90,000
Tay-16	Niagara Estates	Lot 25		Easterlies Dr.	N	\$ 42,900	11/19/2008	926853	0.870	\$ 42,900	\$ 49,310
Tay-17	Glacier Ridge	Lot 8		Carl Dr.	N	\$ 70,000	9/15/2008	923533	5.160	\$ 70,000	\$ 13,566
Tay-18	Glacier Ridge	Lot 10 & 11		Jennie Lee Ct.	N	\$ 64,000	5/1/2009	937263	1.980	\$ 64,000	\$ 32,323
Tay-19	Glacier Ridge	Lot 9	W4209	Jennie Lee Ct.	N	\$ 75,000	9/6/2006	879445	3.230	\$ 75,000	\$ 23,220
Tay-20	Glacier Ridge	Lot 5		Jennie Lee Ct.	N	\$ 67,000	6/12/2006	880888	2.090	\$ 67,000	\$ 32,057
Tay-21	Hawk's Landing	Lot 3	W4084	Jennie Lee Ct.	N	\$ 81,250	10/4/2006	881308	1.650	\$ 81,250	\$ 49,242
Tay-22	Hawk's Landing	Lot 88	N7611	Redtail Ct.	N	\$ 41,900	9/1/2006	879320	1.132	\$ 41,900	\$ 37,014
Tay-23	Hawk's Landing	Lot 24		Redtail Ln.	N	\$ 40,400	5/1/2006	871526	0.556	\$ 40,400	\$ 72,662
Tay-24	Rural			Thornwood Dr.	N	\$ 39,900	5/9/2006	872462	0.620	\$ 39,900	\$ 64,355
Tay-25	Rural			Linden Dr.	N	\$ 62,500	8/8/2008	920377	1.508	\$ 62,500	\$ 41,446
Tay-26	Fisherman's Estates	Lot 32		Fairlane Circle	Y	\$ 52,000	5/7/2009	937834	1.501	\$ 52,000	\$ 34,644
Tay-27	Rural			Sturgeon St.	N	\$ 40,000	8/30/2006	881378	0.930	\$ 40,000	\$ 43,011
				Fairlane Circle	Y	\$ 41,000	4/12/2007	892630	1.501	\$ 41,000	\$ 27,315

Tay-28	Fisherman's Estates	Lot 26	Sturgeon St.	N	\$ 48,900	5/19/2006	872415	0.800	\$ 48,900	\$ 61,125
Tay-29	Rural		Fairlane Circle	N	\$ 29,000	4/12/2007	892629	1.501	\$ 29,000	\$ 19,320
Tay-30	Fisherman's Estates	Lot 27	Sturgeon St.	N	\$ 45,500	3/27/2006	869335	1.010	\$ 45,500	\$ 45,050
Tay-31	Hawk's Landing	Lot 14	Redtail Ln.	N	\$ 43,900	8/24/2007	901256	0.993	\$ 43,900	\$ 44,209
Tay-32	Fisherman's Estates	Lot 28	Sturgeon St.	N	\$ 50,000	11/26/2007	906314	4.030	\$ 50,000	\$ 12,407
Tay-33	Rural		Sunset Dr.	N	\$ 44,900	4/20/2007	893004	1.060	\$ 44,900	\$ 42,358
Tay-34	Fisherman's Estates	Lot 23	Minnow Ln.	N	\$ 41,272	5/11/2006	871911	0.960	\$ 41,272	\$ 42,992
Tay-35	Hawk's Landing	Lot 99	Redtail Ln.	N	\$ 44,000	5/1/2006	883441	0.531	\$ 44,000	\$ 82,863
Tay-36	Fisherman's Estates	Lot 21	Minnow Ln.	N	\$ 50,000	11/7/2006	884123	0.680	\$ 50,000	\$ 73,529
Tay-37	Sand Hill Ridge	Lot 23	Heron Ct.	N	\$ 39,900	3/16/2006	868646	0.530	\$ 39,900	\$ 75,283
Tay-38	Fisherman's Estates	Lot 17	Perch Ln.	N	\$ 48,800	3/15/2006	868611	1.050	\$ 48,800	\$ 46,476
Tay-39	Sand Hill Ridge	Outlot 2	Sand Hill Dr.	N	\$ 49,900	3/27/2006	869045	0.940	\$ 49,900	\$ 53,085
Tay-40	Fisherman's Estates	Lot 16	Perch Ln.	N	\$ 67,400	6/1/2007	895781	3.190	\$ 67,400	\$ 21,129
Tay-41	Rural		Schuster Ln.	N	\$ 40,000	4/13/2006	869751	0.980	\$ 40,000	\$ 40,816
Tay-42	Fisherman's Estates	Lot 17	Perch Ln.	N	\$ 47,500	4/18/2008	915162	1.550	\$ 47,500	\$ 30,645
Tay-43	Rural		Rosenthal Ct.	N	\$ 32,900	6/28/2007	897596	1.206	\$ 32,900	\$ 27,280
Tay-44	Fisherman's Estates	Lot 10	Perch Ln.	N	\$ 39,710	4/3/2006	869336	0.570	\$ 39,710	\$ 69,667
Tay-45	Rural		Rosenthal Ct.	N	\$ 31,500	4/23/2007	893867	1.000	\$ 31,500	\$ 31,500
Tay-46	Fisherman's Estates	Lot 9	Perch Ln.	N	\$ 41,000	5/15/2006	872274	0.500	\$ 41,000	\$ 82,000
Tay-47	Rural		Sunset Dr.	N	\$ 41,900	4/6/2007	892075	1.010	\$ 41,900	\$ 41,485
Tay-48	Fisherman's Estates	Lot 7	Perch Ln.	N	\$ 38,500	1/13/2006	934159	0.500	\$ 38,500	\$ 77,000
Tay-49	Rural		Sunset Dr.	N	\$ 42,400	3/29/2007	893091	0.900	\$ 42,400	\$ 47,111
Tay-50	Fisherman's Estates	Lot 7	Perch Ln.	Y	\$ 26,500	3/25/2009	934159	0.500	\$ 26,500	\$ 53,000
Tay-51	Rural		Somerset Ct.	N	\$ 36,900	2/15/2007	889033	0.900	\$ 36,900	\$ 41,000
Tay-52	Fisherman's	Lot 5	Perch Ln.	N	\$ 38,700	2/28/2006	867683	0.500	\$ 38,700	\$ 77,400

Tay-53	Estates Rural		W3833	Somerset Ct.	N	\$ 36,900	5/15/2006	872951	0.750	\$ 36,900	\$ 49,200
Tay-54	Fisherman's Estates	Lot 4		Perch Ln.	N	\$ 38,610	3/28/2006	869334	0.500	\$ 38,610	\$ 77,220
Tay-55	Rural			Highland Dr.	N	\$ 49,000	4/30/2007	893642	2.386	\$ 49,000	\$ 20,536
Tay-56	Fisherman's Estates	Lot 3		Perch Ln.	N	\$ 38,500	1/13/2006	864806	0.500	\$ 38,500	\$ 77,000
Tay-57	Rural		N8168	Highland Dr.	N	\$ 44,000	4/6/2007	892278	1.500	\$ 44,000	\$ 29,333
Tay-58	Fisherman's Estates	Lot 2		Perch Ln.	N	\$ 38,300	4/28/2006	871249	0.500	\$ 38,300	\$ 76,600
Tay-59	Sand Hill Ridge	Lot 12	N8168	Sand Hill Dr.	N	\$ 32,000	4/25/2008	915763	0.500	\$ 32,000	\$ 64,000
Tay-60	Fisherman's Estates	Lot 1		Perch Ln.	N	\$ 38,000	4/25/2006	871250	0.540	\$ 38,000	\$ 70,370
Tay-61	Sand Hill Ridge	Lot 18	N8169	Sand Hill Dr.	N	\$ 29,900	2/5/2008	910111	0.500	\$ 29,900	\$ 59,800
Tay-62	Fisherman's Estates	Lot 41		Sturgeon St.	N	\$ 38,000	11/7/2006	884125	0.540	\$ 38,000	\$ 70,370
Tay-63	Sand Hill Ridge	Lot 17	N8179	Sand Hill Dr.	N	\$ 29,000	11/30/2007	906665	0.500	\$ 29,000	\$ 58,000
Tay-64	Rural			Fisherman's Road	N	\$ 42,000	6/3/2009	939982	1.907	\$ 42,000	\$ 22,024
Tay-65	Rural			Sunset Dr.	N	\$ 38,900	6/2/2006	873344	0.850	\$ 38,900	\$ 45,765
Tay-66	Rural			Silica Rd.	N	\$ 48,000	11/1/2007	905011	2.080	\$ 48,000	\$ 23,077
Tay-67	Rural		N8566	Cty Rd QQ	N	\$ 55,000	1/22/2007	887591	5.461	\$ 55,000	\$ 10,071
Tay-68	Rural			Stoneridge Dr.	N	\$ 60,000	5/15/2006	874032	1.501	\$ 60,000	\$ 39,973
Tay-69	Park Ridge	Lot 11		Park Ridge Dr.	N	\$ 58,900	2/10/2006	865888	1.148	\$ 58,900	\$ 51,307
Tay-70	Rural		N8593	Lakeview Rd.	N	\$ 58,000	8/15/2007	900674	2.370	\$ 58,000	\$ 24,473
Tay-71	Rural			Lakeview Rd.	N	\$ 40,000	5/16/2007	894831	1.240	\$ 40,000	\$ 32,258

The spread sheet from above has been translated into a chart on the next page. This chart plots the land sales within the influence of the wind turbines in red and those sales outside of this influence in blue. The blue regression line plots the best fit of predicted values of the land value outside of the influenced area and then this line is compared to the six land sales lying within the wind farm. The difference in value is plotted and referenced in the graph.

WE ENERGIES - BLUESKY GREEN FIELD WIND FARM
 1 acre to 8 acre residential land sales - all sales included

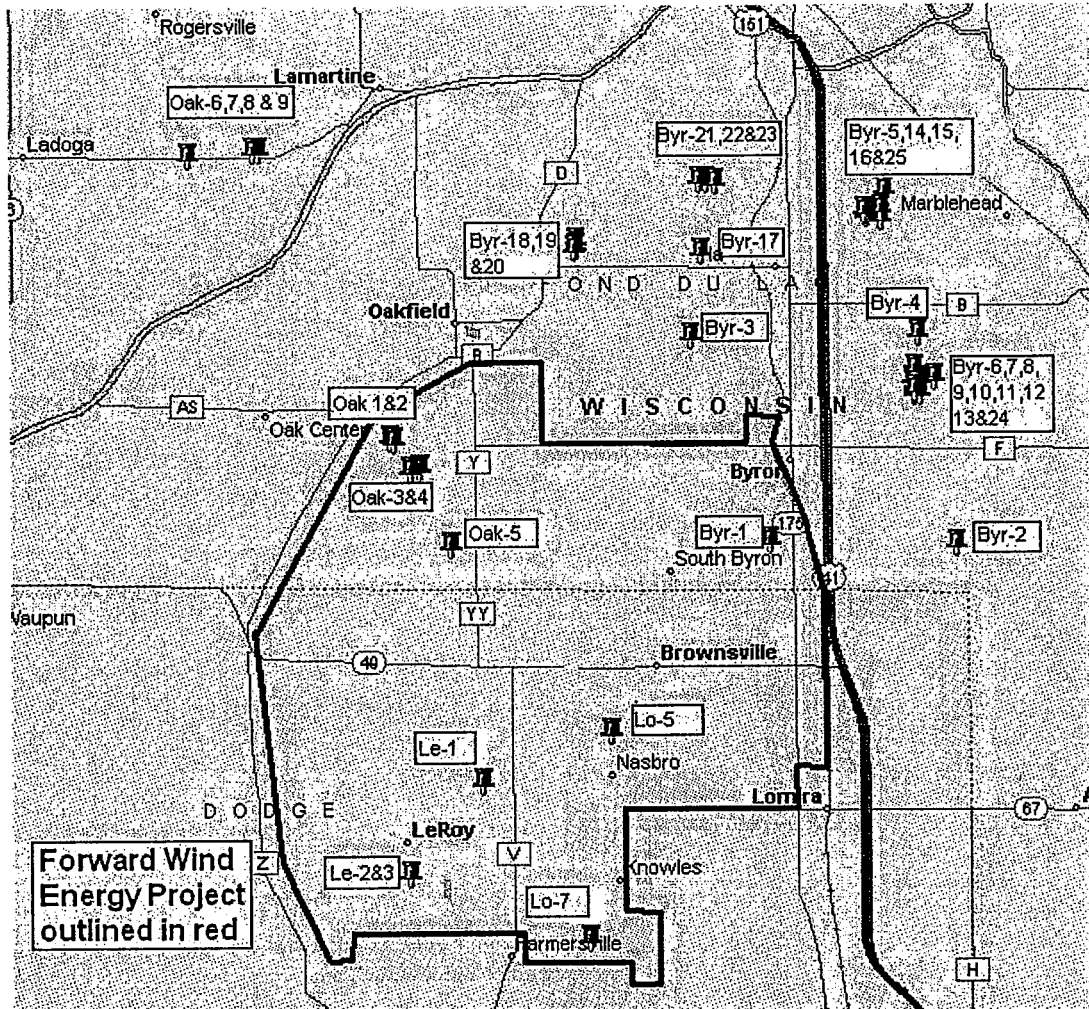


SUMMARY & CONCLUSION

The sales study indicated three factors: (1) sales within the wind turbine influence area sold for less than those outside of this area; (2) there were substantially less sales available within the turbine influence area as compared to those sales outside of the influence area; and, (3) the impact of the wind turbines decreased the land values from -19% to -74%, with an average of -40%. Additionally, it can be said with a high rate of confidence that the impact of wind turbines on residential land sales is negative and creates a loss greater than -19% averaging -40%. It is logical to conclude that the factors that created the negative influence on vacant land are the same factors that will impact the improved property values. Therefore, it is not a leap of logic to conclude that the impact of wind turbines to improved property value would also be negative, most likely following the same pattern as the vacant land sales, that being greater than -19% averaging -40%.

Invenergy – Forward Wind Farm Sales Study

The area of study was the southwest section of Fond du Lac County and the northeast section of Dodge County being bordered by US Highway 41 to the east and Horicon Marsh to the west. The study included the townships of Oakfield and Byron in Fond du Lac County and Leroy and Lomira in Dodge County. A total of 34 vacant residential land sales were utilized for this study. From that total, 6 land sales were in the influence of the wind turbines (within the wind farm parameters) and 28 sales were located outside of that sphere of influence. The sales map for this study is pictured below:



All of these sales were the placed in a spread sheet that appears on the next pages.

INVENERGY – FORWARD WIND FARM SPREADSHEET

Salmon colored sales are within the wind turbine influence

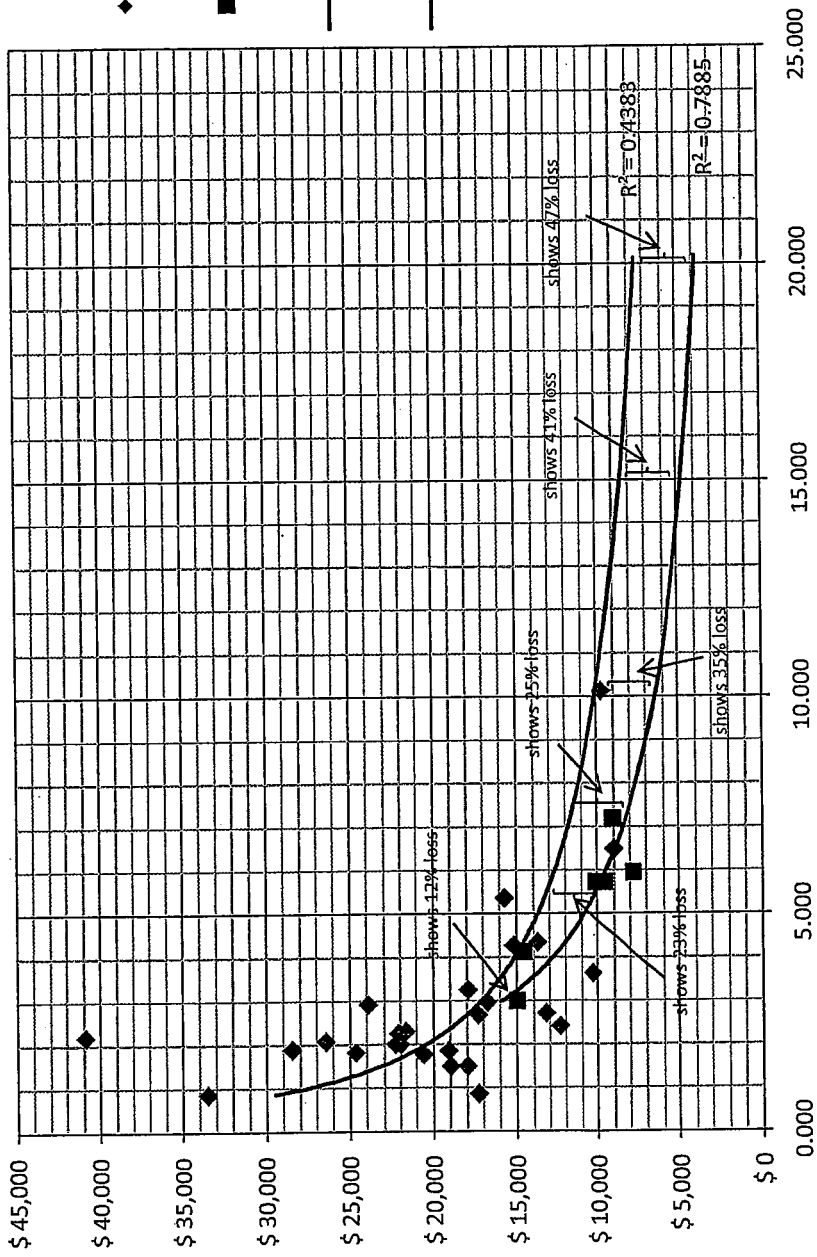
Yellow colored sales are low sales both in and out of the turbine influence area removed from the chart analysis.

Identifier	Subdv	Lot	Street #	Street name	resale?	Sale Amt	Sale Date	Doc #	lot size in acres	adj Sale	\$/ac
Byr-1	Rural			City Hwy	N	\$ 46,500	5/29/2009	939508	5.947	\$ 46,500	\$ 7,819
Oak-2	Rural		W8162	Schoepke Rd	N	\$ 57,900	5/27/2005	848184	5.725	\$ 57,900	\$ 10,114
Lo-7	Rural		W2388	Farmersville Rd	N	\$ 60,000	8/5/2005	1051944	4.113	\$ 60,000	\$ 14,588
Oak-1	Rural		W8186	Schoepke Rd	N	\$ 55,000	6/15/2005	849179	5.724	\$ 55,000	\$ 9,609
Oak-5	Rural		W7810	Kinwood Rd	N	\$ 45,000	11/7/2005	860118	3.000	\$ 45,000	\$ 15,000
Lo-5	Rural			Rusic Rd	N	\$ 66,000	10/2/2007	1098197	7.188	\$ 66,000	\$ 9,043
Le-1	Rural		N11014	Dairy Rd.	N	\$ 16,000	3/1/2005	1041761	4.000	\$ 16,000	\$ 4,000
Oak-3	Rural			Highland Rd.	N	\$ 40,000	4/18/2006	870251	20.00	\$ 40,000	\$ 2,000
Oak-4	Rural			Highland Rd.	N	\$ 30,000	4/18/2006	870206	15.00	\$ 30,000	\$ 2,000
Oak-6	Rural			Dehring Rd.	N	\$ 30,000	8/14/2007	900404	5.000	\$ 30,000	\$ 6,000
Byr-17	Rural			City Hwy B	N	\$ 38,700	1/18/2006	934701	5.719	\$ 38,700	\$ 6,767
Byr-10	Yellowstone Glen	Lot 10		Maple Ridge Dr.	N	\$ 49,900	1/11/2008	909184	2.970	\$ 49,900	\$ 16,801
Byr-11	Yellowstone Glen	Lot 12		Maple Ridge Dr.	N	\$ 49,900	9/7/2007	901728	2.250	\$ 49,900	\$ 22,178
Byr-12	Yellowstone Glen	Lot 9		Church Rd.	N	\$ 64,900	#####	885873	4.270	\$ 64,900	\$ 15,199
Byr-13	Rural			Maple Lane	N	\$ 35,500	12/3/2007	906831	1.855	\$ 35,500	\$ 19,137
Byr-14	Whispering Wind Estates	Lot 3	W5363	Abel Dr.	N	\$ 36,500	#####	944576	1.770	\$ 36,500	\$ 20,621
Byr-15	Whispering Wind Estates	Lot 13		Abel Dr.	N	\$ 89,900	4/20/2007	894055	2.197	\$ 89,900	\$ 40,919

Byr-16	Whispering Wind Estates	Lot 14		Bowe Ln.	N	\$ 84,500	4/13/2007	892992	5.369	\$ 84,500	\$ 15,738
Byr-18	Rural		W7113	Briar Ct	N	\$ 50,000	1/3/2006	863679	2.306	\$ 50,000	\$ 21,683
Byr-19	Rural	Lot 4		Briar Ct	N	\$ 55,000	1/24/2007	887690	2.077	\$ 55,000	\$ 26,481
Byr-2	Rural		W5135	City. Rd. Y	N	\$ 27,000	5/4/2006	871853	1.500	\$ 27,000	\$ 18,000
Byr-20	Rural	Lot 3		Briar Ct	N	\$ 58,500	6/28/2006	875130	3.260	\$ 58,500	\$ 17,945
Byr-21	Boda	Outlot 1		Lost Arrow Rd.	N	\$ 58,500	#####	905816	6.492	\$ 58,500	\$ 9,011
Byr-22	Boda	Lot 3		Boda Lane	N	\$ 30,000	8/31/2006	879134	2.420	\$ 30,000	\$ 12,397
Byr-23	Boda	Lot 6		Boda Lane	N	\$ 28,500	3/14/2008	913416	1.500	\$ 28,500	\$ 19,000
Byr-24	Yellowstone Glen	Lot 18	W5143	Maple Ridge Dr.	N	\$ 46,500	2/28/2006	867569	2.680	\$ 46,500	\$ 17,351
Byr-25	Whispering Wind Estates	Lot 19	W5384	Bowe Ln.	N	\$ 70,000	#####	908457	2.927	\$ 70,000	\$ 23,915
Byr-3	Rural		N3866	Hickory Rd.	N	\$ 36,000	7/11/2007	897417	2.717	\$ 36,000	\$ 13,250
Byr-4	Lonesome Oak		N3787	Shamrock Ct	N	\$ 37,500	6/28/2007	897801	3.636	\$ 37,500	\$ 10,314
Byr-5	Rural		W5326	Lost Arrow Rd.	N	\$ 98,500	8/1/2008	920831	10.130	\$ 98,500	\$ 9,724
Byr-6	Yellowstone Glen	Lot 2	W5110	Maple Ridge Dr.	N	\$ 44,900	3/29/2006	868808	1.820	\$ 44,900	\$ 24,670
Byr-7	Yellowstone Glen	Lot 17	W5133	Maple Ridge Dr.	N	\$ 44,900	6/7/2006	873673	2.010	\$ 44,900	\$ 22,338
Byr-8	Yellowstone Glen	Lot 3		Maple Ridge Dr.	N	\$ 53,900	#####	905595	1.890	\$ 53,900	\$ 28,519
Byr-9	Yellowstone Glen	Lot 8		Maple Ridge Dr.	N	\$ 59,900	#####	907222	4.350	\$ 59,900	\$ 13,770
Le-2	Town		N10456	City. Rd. Y	N	\$ 15,000	1/10/2005	1038920	0.865	\$ 15,000	\$ 17,341
Le-3	Town		N10456	City. Rd. Y	Y	\$ 29,000	2/25/2005	1041336	0.865	\$ 29,000	\$ 33,526
Oak-7	Rural		W8870	City Hwy TC	N	\$ 44,000	#####	908830	2.000	\$ 44,000	\$ 22,000
Oak-8	Rural			City Hwy TC	Y	\$ 44,000	5/30/2008	917939	2.000	\$ 44,000	\$ 22,000
Oak-9	Rural			City Hwy TC	N	\$ 44,000	5/29/2007	895852	2.000	\$ 44,000	\$ 22,000

The spreadsheet from above has been translated into a chart on the next page. This chart plots the land sales within the influence of the wind turbines in red and those sales outside of this influence in blue. The blue regression line plots the best fit of predicted values of the land value outside of the influenced area. The red regression line plots the best fit of predicted values of the land inside of the wind turbine influence. The difference in value between the two is plotted and referenced in the graph.

INVENERGY - FORWARD WIND FARM
 1-acre to 20-acre residential lot sales - low sales removed



- ◆ Non-Wind Turbine Residential Lot Value
- Wind Turbine Area Residential Lot Sales
- Power (Non-Wind Turbine Residential Lot Value)
- Power (Wind Turbine Area Residential Lot Sales)

Total residential land sales = 34
 Sales in wind turbine area = 6
 Sales out of turbine area = 28
 All low sales were removed which included 3 in turbine area and 2 outside of area.

SUMMARY & CONCLUSION

The sales study indicated three factors: (1) sales within the wind turbine influence area sold for less than those outside of this area; (2) there were substantially fewer sales available within the turbine influence area as compared to those sales outside of the influence area; and, (3) the impact of the wind turbines decreased the land values from -12% to -47% with the average being -30%. Additionally, it can be said with a high rate of confidence that the impact of wind turbines on residential land sales is negative and creates a loss greater than -12%, averaging -30%. It is logical to conclude that the factors that created the negative influence on vacant land are the same factors that will impact the improved property values. Therefore, it is not a leap of logic to conclude that the impact of wind turbines on improved property value would also be negative, most likely following the same pattern as the vacant land sales, that being greater than -12% averaging -30%.

WIND TURBINE IMPACT – LITERATURE REVIEW

By Erik Kielisch

Introduction

The push for renewable energy is a global phenomenon. “Green” energy has swept the public consciousness, and wind farms are being promoted as a clean-air alternative to traditional energy sources.¹ The prevalent opinion is, “Wind is free. Why not harness it?” The wind industry claims wind turbines emit no greenhouse gases and produce electricity without using fossil fuels.² They also claim that the free nature of wind eliminates fuel cost uncertainty and stabilizes the overall price of electricity as compared to fossil-fueled power plants,³ and thusly national security can be enhanced by diversifying and distributing such electricity generation resources.⁴ Industry advocates claim wind energy development can create jobs, income and tax revenues – especially in rural communities where farmers can benefit from income opportunities through leasing.⁵

On the surface, it’s an attractive option, but the reality is far less encouraging. Each industry claim has been widely contested by many, including several European countries the wind energy industry holds in high regard.

The focus on the ideals personified by wind power and the willful ignorance of its true costs and inefficiency has fast become a case of “symbolism over substance.”⁶ Though wind is free, harnessing it is not. Nor are wind farms benign, and the converting of blowing wind into electricity is anything but “green.” As the following literature review summary will show, wind energy has many unresolved issues that warrant further investigation before committing the country’s resources to its further development.

The Setting

When most Americans hear of wind farms, they think of the rustic water-pumping windmills found on turn-of-the-century farms or reruns of “Little House on the Prairie.” These windmills are dwarfed by the turbines proposed and built worldwide. The most common height of a modern industrial-grade wind turbine used in wind farms is nearly 400 feet from base to blade tip. That’s taller than the Statue of Liberty.⁷ And the spinning diameter of the blades is wide enough to comfortably fit a Boeing 747.⁸

Though fossil fuels are a limited resource, the benefits of wind energy are equally limited. In their haste to promote renewable energy, many counties and states are approving wind farms with little research into how industrial-grade wind turbines impact the health of nearby residents, property values and the local economy.⁹

Health Issues

Many people living near operating wind turbines are reporting neurological and physiological disorders that are only resolved when the turbines are off or when the people leave the area. Common symptoms include sleeplessness, headaches, dizziness, unsteadiness and nausea, exhaustion, anxiety, anger, irritability and depression, problems concentrating and learning, and Tinnitus (ringing in the ears).¹⁰ Symptoms can be experienced up to 1.2 miles away in rolling terrain; 1.5 miles away in valleys; and 1.9 miles away in mountainous regions.¹¹ These symptoms are being referred to as “Wind Tower Syndrome”¹² in the U.S., but they are the same symptoms of a proven ailment, Vibroacoustic Disease (VAD).¹³

In 2007, two Portuguese scientists found that the amount of infrasound and low frequency noise (LFN) generated by wind turbines is conducive to VAD.¹⁴ Symptoms include: slight mood swings, indigestion, heartburn, mouth/throat infections, bronchitis, chest pain, definite mood swings, back pain, fatigue, skin infections (fungal, viral, and parasitic), inflammation of stomach lining, pain and blood in urine, conjunctivitis, allergies, psychiatric disturbances, hemorrhages (nasal, digestive, conjunctive mucosa) varicose veins, hemorrhoids, duodenal ulcers, spastic colitis, decrease in visual acuity, headaches, severe joint pain, intense muscular pain, and neurological disturbances.¹⁵

Though some may claim high frequency noise has no health effects, a study of before-and-after sound waveforms shows how overexposure to high frequencies can cause similar symptoms including: Tinnitus, headaches, sleeplessness, dangerously high blood pressure, heart palpitations, itching in the ears, eye watering, earaches and chest pressure.¹⁶

These symptoms can become so overwhelming that landowners have to leave their home to recover. In a case in Canada, four families had to abandon their homes near the wind farms – prompting the wind company to bury the turbines’ collector line near the worst-hit homes. A collector line transports wind-generated electricity below ground within the turbine rows and above ground from the rows to the main substation.¹⁷ The operator also installed an insulator between the neutral line and the grounding grid. It reduced the high frequencies, but didn’t completely cure the situation.¹⁸

Most studies on the health impacts of wind turbines have been conducted in Canada and Europe – where turbines have long been operating. But in 2009, Minnesota’s Department of Health released a study on the public health impact of wind turbines. They also found that wind turbines generate a broad spectrum of low-intensity (frequency) noise,¹⁹ and houses do little to weaken LFNs.²⁰ Sleeplessness and headaches are the most common health and annoyance complaints associated with proximity to turbines.²¹ LFN is typically a non-issue at more than a half mile, but differences in terrain or different wind conditions could cause the sound to reach further. Unlike LFN, shadow flicker can affect people outdoors and indoors. Minnesota’s Department of Health recommended further testing to determine the LFN impact; evaluate potential impacts from shadow flicker and visibility; and estimate the cumulative noise impacts of all wind turbines.²²

The noise produced from wind turbines is extremely complex, and it is the complexity of the noise and vibration which causes the disturbance.²³ A 2007 British study surveyed 39 residents already known to be suffering from problems they felt were due to their close

proximity to the turbines. On average, 75% of them reported fatigue, lack of sleep and headaches. Half reported stress and anxiety. And a quarter reported migraines, depression and Tinnitus.²⁴

To counter health claims, the wind industry has quoted the World Health Organization's Community Noise Paper of 1995 which says, "There is no reliable evidence that infrasound below the hearing threshold produce physiological or psychological effects." However, the final WHO document of 1999 reversed that statement: "The evidence on low frequency noise is sufficiently strong to warrant immediate concern."²⁵

According to Dr. Amanda Harry's 2007 study, "Wind Turbines, Noise and Health," people are affected by LFN because the human body is "in an extremely delicate state of equilibrium with the sonic environment and any profound disturbance of this system will have profound ramification to the individual."²⁶

LFNs are mainly the result of the displacement of air by a blade and of turbulence at the blade surface.²⁷ LFN intensity changes with the wind and it can amplify audible, higher frequency sounds to create periodic sound. The effect is stronger at night – sometimes up to 15-18dBs higher – because of atmospheric differences. Multiple turbines can interact with each other to multiply the effect which will be greater for larger, more modern turbines.²⁸ LFNs contribute to the overall audible noise but they're mainly seismic – which is why people say they can "feel" the noise.²⁹

Body vibration exposure at seemingly low frequencies from 1-20 Hz can have the following effects:³⁰

- | | |
|---------------------------------|----------|
| - General feeling of discomfort | 4-9 Hz |
| - Head symptoms | 13-20 Hz |
| - Influence on speech | 13-20 Hz |
| - Lump in throat | 12-16 Hz |
| - Chest pains | 5-7 Hz |
| - Abdominal pains | 4-10 Hz |
| - Urge to urinate | 10-18 Hz |
| - Influence on breathing | 4-8 Hz |

Over time, symptoms from LFN can have serious adverse physiological effects:³¹

- After 1-4 years: slight mood swings, indigestion, heartburn, mouth/throat infections, bronchitis.
- After 4-10 years: chest pain, definite mood swings, back pain, fatigue, skin infections, inflammation of stomach lining, pain and blood in urine, conjunctivitis, allergies.
- After 10 years: psychiatric disturbances, hemorrhages, varicose veins, hemorrhoids, duodenal ulcers, spastic colitis, blindness, headaches, severe joint pain, intense muscular pain, neurological disturbances.

One particular case in Nova Scotia, Canada has generated substantial press. The d'Entermont family home sits in the midst of a 17-turbine wind farm. Soon after the turbines began operating, the parents saw a noticeable shift in their six children's behavior. They started becoming more irritable, hearing ringing in the ears, lost concentration and developed high blood pressure. They had to move 30 miles away to resolve the health issues, and no one will buy their home.³²

However, these symptoms don't affect everyone. Because wind is inconsistent, so too will be the noise (and thus health effects) caused by wind turbines.³³ As a result, the wind industry counters such health claims by relying on engineers and acoustics consultants who base their conclusions on engineering principles instead of on physiology like opposing audiologists and physicians who study the effect of sound and vibration on people.^{34,35} Likewise, many environmentalists dismiss any health effects – claiming they're fictions fueled by not-in-my-backyard-ism.³⁶ However, experts in biomedical research have drawn different conclusions.³⁷

The French National Academy of Medicine has warned that the harmful effects of sound related to wind turbines are insufficiently assessed. They consider wind turbines to be industrial installations and expect turbine operators to comply with specific regulations that address the harmful effects of sound particularly produced by these structures.³⁸

This year, two families in Ontario, Canada had to move due to adverse health effects from nearby wind turbines. One of the displaced landowners said he started suffering from very high blood pressure, sore feet and irritability once the wind farm was online. Once he leaves the area, he quickly recovers. The wind company is paying for one of them to stay in a hotel while tests are being done on their property.³⁹

In July of 2009, Sean Whittaker, vice president of policy for the Canadian Wind Energy Association said such health complaints are few. "There's no cause and effect relationship between audible sound produced by turbines and adverse health effects," Whittaker said. "...all research to date indicates that turbines do not produce infrasound at levels near enough to have impacts on humans."⁴⁰

Elizabeth May, the former Executive Director of Sierra Club of Canada, vehemently defends wind energy but admits that literature studies show wind towers negatively affect human health. She makes a concession for better project siting – away from impacted citizens.⁴¹

But why do some suffer and others do not? Everyone's body is different. Some can be exposed to the flu and never catch it, while others succumb. Of three siblings with identical parentage, two may always be healthy and the third may suffer from extreme arthritis. The human body is complex and some are more resilient than others to outside influences.

Health Solutions

The international community recommends generous setbacks from wind farms in order to mitigate any potential health effects and loss to property values. The setbacks range from a minimal 1,500 foot setback⁴² to 1½ miles away from any home, school or business.⁴³ Because

symptoms can be suffered up to a mile from a wind farm, one study suggests that turbines should be no closer than 1½ miles from a residence.⁴⁴ Others recommend an immediate and mandatory minimum buffer of 1¼ miles between a dwelling and an industrial wind turbine, and even more of a buffer between a dwelling and a wind turbine with greater than 2MW installed capacity.⁴⁵

Other solutions include: filtering inverters at each turbine, burying all collector lines, filtering the power at the substation before going to the grid, and installing a proper neutral system to handle the high frequency return current.⁴⁶

Wind Turbine Hazards

Wind turbines, like all machines, have weaknesses and are subject to accidents and failure. Inclement weather and strong gusts can snap off wind tower blades;⁴⁷ ice can build up on the blades, break and throw large ice chunks⁴⁸ and fling ice shards onto nearby homes^{49,50} - potentially harming nearby residents;⁵¹ turbulent wind can accelerate a blade's deterioration, weakening it to the point of breaking off and crashing into nearby homes;⁵² high winds can also overpower its automatic braking system and result in structural failure;⁵³ automatic shut-down systems can malfunction, damaging the turbine to the point of collapse;⁵⁴ and gale force winds can shut down turbines and make them a safety concern. In one such case, British police cordoned off a 1,500 foot area around the wind farm for "safety precautions."⁵⁵ Other common problems include fires and blade disintegration caused by mechanical failures and lightning.⁵⁶

In Europe, which has long had wind farms, they have seen an increase in turbine accidents, defects and needed repairs. A turbine's gearbox is expected to last 5 years and often quits before then. Due to the huge demand for turbines, manufacturers have no time to test their product before sending it into the field. And the demand has so strained manufacturing capabilities that the waiting list for replacement parts can sometimes top 18 months - leaving the turbine motionless in the meantime.⁵⁷

Wind farms interfere with weather radar by sending false storm signals,⁵⁸ thus limiting the ability of people in surrounding areas to know if they should seek shelter or not. They also interfere with military radar, affecting military readiness.⁵⁹ And they may interfere with civilian radar,⁶⁰ making it dangerous to site turbines near airports or military installations.⁶¹

Despite the constant warning lights on top of each turbine, wind farms are dangerous to planes. A distance of 1,200 feet is still too close to an airport or landing strip because aircraft cannot turn fast enough to avoid the turbines. Also, turbines create a down draft - additional turbulence that pilots have to overcome in take offs and landing.⁶²

In the 2007 *Burch v. Nedpower Mount Storm, LLC* decision, a West Virginia court found that wind farms can constitute a nuisance to nearby landowners. Even though the state's Public Service Commission approved the facility, the court ruled that such approval does not overrule the common law of nuisance.⁶³ Accepted causes of nuisance included noise, eyesore, flicker and strobe effect of light reflecting from blades, potential danger from broken blades, ice throws, and reduced property values.⁶⁴

Conservation Concerns

Wind turbines have been found to adversely affect a wide variety of environmental, ecological, and scenic values.⁶⁵ Poor turbine sitings have led to bird and bat fatalities.⁶⁶ According to the American Bird Conservancy, wind towers kill 10,000 to 40,000 birds every year. However, this is still much lower than the 100 million window-related bird deaths each year.⁶⁷ Bat deaths, however, are killed three times as much as birds by wind turbines.⁶⁸ And many bats killed by turbines are most likely migrating for mating rituals. If such bats are killed then certain bat species are in danger of failing to repopulate.⁶⁹

Aside from wildlife concerns, conservation groups are divided on wind energy. In North Carolina, environmentalists are fighting over siting issues. Some side with the wind companies and want to place wind turbines on mountain ridges for optimal winds. But other environmentalists want to keep them off the ridges in order to protect the mountains' natural beauty.⁷⁰

According to the wind industry, the most damage to wildlife and plant-life happens during construction. After that, they say collision deaths are insignificant compared to the effects of other man-made structures, vehicles and pollution.⁷¹ Turbine installation can also significantly affect natural drainage and ground water.⁷²

The wind industry acknowledges is toxic or hazardous materials in the form of relatively small amounts of leaking lubricating oils, hydraulic and insulating fluids.⁷³ However, even small leakages of such materials can negatively impact ground water if left unchecked over time.⁷⁴ Fluid leaks not only drip directly downward, but they also fly off the tips of the spinning blades, thus spreading the contamination over a wider area.⁷⁵ On-site storage of new and used lubricants and cleaning fluids also constitutes a hazard.⁷⁶ To protect the public, the National Wind Coordinating Committee recommends setback requirements to provide "an adequate buffer" between wind generators and consistent public exposure and access.⁷⁷

Property Values and Land Use

Wind industry advocates say little about a turbine's impact on property values. When they do address the issue, they deny that wind farms negatively impact property values. If they do admit impact, they say the only effect would be more time on the market.⁷⁸

Mike Sagrillo, president of Sagrillo Power & Light Co. said that those who claim property value diminutions "pull myths out of thin air and persist in wild accusations despite being debunked."⁷⁹ To prove this point, wind industry advocates frequently refer to a 2004 study performed by the Renewable Energy Policy Project (REPP) – an organization dedicated to accelerating the use of renewable energy.

The REPP study, paid for by wind energy proponents, reviewed 25,000 assessment records of property sales within 5 miles of wind projects from 1998-2001 to determine if there was a negative effect on property values within the view shed of the wind farm projects. In 9

out of their 10 case studies, they found either no change in value or even an increase of value for those properties within the turbines' view shed.⁸⁰

However, the conclusion that property values increased isn't verified.⁸¹ They did not follow up with the property purchasers.⁸² The REPP findings omit many necessary variables for analysis such as adjustments for a rising or falling market, number of days from listing to sale, residential property vs. rural property, effect of noise, flickering and shadows, distances of the homes from the turbines, and possible change in highest and best use due to the presence of the turbines.⁸³ By using assessment data, they measured mass property values, not individual property values, and assessments do not accurately reflect market value. The purpose of an assessment is to treat all property owners equally so the general tax burden is shared by all.

The REPP study also does not analyze whether or not the properties had a direct line of sight to the turbines, and the number of property transactions decreases the closer one approaches the wind farm. By only examining change in comparable property values over a three year period, the study weakens itself because, in most cases, the projects had been announced and debated long before the three-year window opened. As a result, any depressive effect on property values would have occurred prior to the start of the study.⁸⁴

In contrast, others say close proximity to wind turbines can devalue a property 20-30%.⁸⁵ In analyzing potential impact to their township from a wind farm, the township of Centerville, Michigan disregarded the REPP study because of its flaws and bias in favor of wind energy.⁸⁶

Industry advocates often liken wind turbines to other man-made structures like water towers.⁸⁷ But water towers don't move.⁸⁸ If they had no effect, then people would want to live near them. However, developers are balking at even building near wind turbines lest potential buyers of high-end homes be "spooked by the noise and visual distraction of the huge whirling fan blades."⁸⁹ In many cases there is a complete lack of interest in any homes near existing or planned wind farms. And when they do sell, they usually sell at less than current market value.⁹⁰

At best, a wind turbine near a residential property can have no effect on the value and salability of the property. As one realtor explained, "Logically, as wind turbines produce constant audible noise over a large area, and as they intrude on the view shed, the only valid conclusion is that nearby residences are less valuable than they would be if there was no turbine nearby. Why would a buyer choose a house within sight and sound of a turbine, if a comparable house at the same price were available elsewhere, beyond the sight and sound of the turbine? It is totally counter-intuitive to suggest anything else."⁹¹

In the last couple years, Canadian assessors have begun to devalue homes that are at least 1,500 feet away from the nearest turbine. In Prince Edward Island, several residents near an industrial wind farm received up to a 10% lower property value due their proximity. The assessors considered the turbines as an industrial area and devalued nearby properties accordingly.⁹²

As with other easements, some claim that the impact from windmills will diminish over time. However, studies from Europe show otherwise. In Germany, which has long had windmills, real estate agents report property value losses between 20-30% for properties in sight of wind farms.⁹³ And even though a minority may find windmills to be a nuisance,

property values can still drop \$2,900 per turbine up to \$16,000 for a property abutting 12 turbines.⁹⁴ Likewise, Scottish real estate agents found that a 41-turbine wind farm would result in \$1 million in property value losses.⁹⁵

Properties within wind farm areas may experience longer days on market. In his study, "Living with the Impact of Windmills," Real Estate broker Chris Luxemburger studied 600 sales over 3 years within proximity of a wind mill (interchangeable with "turbine") found that the days on market were more than double for properties within the windmill zone. Selling price was an average of \$48,000 lower inside the zone than outside. And 11% of homes within the zone did not sell vs. 3% of homes outside the zone.⁹⁶

Wind farms are normally built in rural locations. Therefore, apart from size, the main influences on value will often be the view, peace and serenity, and a rural environment. In many rural locations a wind farm will reduce the value of properties located nearby.⁹⁷ However, it has been observed in some rural farming areas that prices remained steady or even increased for those properties benefitting from the associated income stream from the turbine leases.⁹⁸ Many factors contribute to a loss in value, including: loss of a quality view, environmental noise pollution and the consequent health impact, shadow flicker and strobing light (which can have health repercussions). The further a dwelling is from wind turbines, the less impact they will have on property values and health.

In 2004, the township of Lincoln in Kewaunee, Wisconsin performed its own study and found that sales within one mile of the wind farm prior to installation were 104% of the assessed values. Properties selling after the wind farm installation in the same area were at 78% of the assessed value.⁹⁹ The UK has reported similar impacts up to a 20% loss in value from the presence of four 360-foot tall turbines 550 yards from a new home.¹⁰⁰

In most cases, environmental noise pollution will influence the bulk of the property damages. In a well-populated rural area, the total financial damage on the community will substantially exceed the public interest that will be served from the wind farm.¹⁰¹

To counter claims of property value loss, the wind industry cites a 2006 study which shows no impact on property values from visibility of a constructed 20-turbine wind farm. The author, an environmental scientist graduate student, analyzed 280 arms-length residential home sales within 5 miles of the wind farm occurring between 1996 and 2005. He concludes that the lack of impact was due to wind farms "fitting the community's 'sense of place,'" payments "balanced" any adverse impacts; a well-respected landowner / proponent swayed others; and "possibly residents swapped local impacts for global benefits." However, the study does not include sales less than 4,000 feet from the windmills. It does not include any data on whether there were homes closer that did not sell. And of his 280 sales, only 43 had sold after the project started.¹⁰²

The wind industry has referenced a 2007 British study of 919 home sales within 5 miles of a wind farm that found no impact from wind turbines on property value.¹⁰³ However, the turbines' maximum height was just over a third (124ft) of turbines being currently built. Additionally, the study omitted whether any of the sales could see the turbines. All distance zones and rural and town properties were combined together without differentiation. There was no before-and-after analysis of sale prices.¹⁰⁴ When interviewing general land agents, the study found 60% said that nearby wind farms would decrease property values in the view shed.

And 67% believed property value depreciation starts at the planning stages and lessens with time.¹⁰⁵

In Kewaunee, Wisconsin, a 2007 study paid for by Invenergy, LLC – a wind farm developer – found no measurable difference in home values in the target areas close to the wind farms and the control areas outside of the wind farm vicinity. It found the same for a case study in Mendota, Illinois.¹⁰⁶

However, even the possibility of a wind farm may have a more significant impact than the actual presence of one. In Michigan, a real estate agent lost a large vineyard sale because a proposed wind farm was seen as a detriment to potential buyers.¹⁰⁷ Wind farms in the UK are purposely avoiding populated areas in order to mitigate property value-based opposition.¹⁰⁸

In 2006, concerned about the impact wind turbines may have on local property values, two members of the Centerville Township in Michigan conducted their own literature review of four available studies on the subject. The township committee concluded that the presence of wind turbine generators near residential houses causes property values to decline.¹⁰⁹ They concluded that the amount of negative impact is as high as \$25,000 per property. In their words, “This is common sense, and there are no serious scholarly studies that support an opposite conclusion.”

They found that large wind turbines can affect neighboring property values due to noise, health effects and visual impacts on residents. Some homes have been reported as “not salable” because of their proximity to wind turbines. Further impact on property values depends on location. These adverse impacts on property values may not exist in agricultural areas that have huge farms. If land is being sold as fertile farmland, then the presence (or absence) of a nearby wind turbine is probably irrelevant. If there is a chance that a future wind turbine might be placed on the property, a potential buyer might think the land was slightly more valuable.¹¹⁰

Though having a wind turbine on a property may create an income stream and thus increase a property’s production value, it does not necessarily result in increased market value.¹¹¹ The wind turbine lessee incurs a higher property tax and receives annual rent for signing the lease/easement. The other landholders find their property values decreased, and they receive nothing.¹¹² Real Estate brokers in rural areas confirm that property values in wind farm areas are 10-30% less than similar properties outside of wind farm areas.¹¹³

View adds value to rural property. Take away the view, and you take away the value.¹¹⁴ Homes with a turbine within 300 feet can suffer reduced property values of up to 10%. Noise, blinking lights, glare from the blades and vibrations all play a role in devaluation.¹¹⁵ The value of a farmhouse may be affected by as much as 30% if it is in close proximity to a wind turbine.¹¹⁶ In 2001 a British judge found that the noise, visual intrusion and flickering of a turbine a little over 1,800 feet away from a property negatively impacted local properties by 20%. According to the judge, “It is an incursion into the countryside. It ruins the peace.”¹¹⁷ Agents in Britain, Australia and the U.S.A. agree. They have found it nearly impossible to sell properties next to wind farms unless they discount it 20-30%.¹¹⁸ “To me, it is absolute common sense that if you put up huge industrial structures in an exceptionally beautiful area, property prices are going to suffer,” said British real estate agent, Kyle Blue.¹¹⁹

A 2004 realtor study around Nantucket Sound found that 49% of realtors expect property values to fall in proximity to a wind farm.¹²⁰ Two studies conducted in Nantucket, Massachusetts found that a 130-turbine offshore wind farm would drive enough visitors away to see a loss of up to 2,500 tourism-related jobs. They also found that inland property values would decline 4.6% while the waterfront properties suffer nearly 11% diminution for a total loss of \$8 million in yearly tax revenue.¹²¹

In 2005, a successful Maryland realtor named Russell Bounds testified before the Maryland Public Service Commission as to the effect wind farms have on property values. In his experience he found that combining an area of natural beauty with industrial development like a wind farm will negatively impact its desirability. "It is not only devalued," Bounds said, "but the property may also be rendered unsaleable."¹²²

Bounds further testified that property values up to a mile from the turbines will be negatively impacted. Beyond a mile the visual impact may still diminish property value. Closer to the turbines, the visual and the noise impact will substantially diminish special attributes of a property including scenic view, natural setting and peace and quiet.¹²³

The impact of a wind turbine close to a property "takes a property of substantial value and takes away all of the characteristics that are the strengths of that property," Bounds said. "The visual impact takes away value. The noise takes away value. The property owners complain that the wind turbines take away value and there is no way for them to escape."¹²⁴

In Maryland, a wind farm developer demonstrated the diminution of value when it bought two abutting properties to their wind farm and were unable to sell them for close to their purchase price. They bought one property for \$104,447.50 and sold it for \$65,000. They bought another property for \$101,049.00 and shortly thereafter sold it for only \$20,000.¹²⁵

Studies have shown that fear of wind farms can negatively affect purchase prices. In his February 2009 study, "Impact of Wind Turbines on Market Value of Texas Rural Land," Appraiser Derry Gardner studied 350 acres of premium ranch land that were put on the market for \$2.1 million. A prospective buyer agreed to the sale price but backed out when the seller disclosed a 27-turbine wind farm within a 1½ mile radius from the property. The seller discounted the land by 25%, but the buyer still declined to purchase. As of the study's publication, after two years on the market there has been little interest in the property despite its other positive characteristics.¹²⁶

Independent studies have shown an average diminution of value up to -37% when the turbine is on the property; up to -26% average diminution for properties within 1,056 – 2,112 feet of a turbine; and up to -25% average diminution for properties within 1.8 miles of turbines. Properties can also suffer an additional 15-25% diminution in value due to infrastructure construction (clearing, blasting, digging, etc.), high voltage transmission power lines (HVTL) to transport generated electricity, substations, additional traffic for servicing turbines and HVTLs, and additional roads.¹²⁷

Wind farms have the potential to impact local property values.¹²⁸ As the number of houses near to, or with a view of the installation increases, the likelihood of aesthetic or economic objections seems to increase.¹²⁹ To calm property owners, one township recommended that the wind farm developer provide property value assurances that are transferrable to subsequent owners of the wind facility.¹³⁰ Developers may wish to consider

compensating the community in some fashion that benefits even non-participants, such as impact payments to the township. Resulting benefits, such as reduced property taxes, may help to address concerns about inequities.¹³¹

Noise

Turbines make noise. The amount of noise can change with atmospheric conditions, wind speed, temperature, and terrain. Noise, particularly low frequency noise, travels not only seismically but also airborne over terrain. Hills and valleys can create a megaphone effect that can directionalize, combine and intensify the sounds of multiple turbines.^{132,133} It can be noticeable for long distances in more remote areas with existing low ambient levels.¹³⁴ At the turbine's hub, the noise ranges from 100-105 dBA. People can differentiate sounds up to 3 dBA above background levels.¹³⁵

The wind industry has said that the windy nature of rural locations often masks the quiet nature of modern turbines, even for "the very few individuals" located close enough to hear it.¹³⁶ However, turbine noise greatly affects people even a mile away, and low frequency noise can make people irritable.¹³⁷ Industry advocates say little, if anything, about infrasound or low frequency noise.

The environmental noise pollution from wind turbines built too close to dwellings causes serious discomfort and often health injury. Oftentimes those affected did not object to the construction, accepting the developer's assurances that noise would not be a problem.¹³⁸

A common argument in support of wind turbines is that their noise is at lower sound pressure levels than highways and roadways. In contrast, a 2007 study found that noise annoyance associated with wind turbines hasn't decreased because the absolute noise level they create is less important than the character of the noise produced.¹³⁹ In other words, annoyance doesn't depend so much on the volume of sound created, it depends on what it actually sounds like. Wind turbines produce no constant tonality, making the creation of a noise standard challenging.¹⁴⁰

The main issue appears to be low frequency sound waves. Two to three Hz can cause vomiting and other serious health issues. Twelve Hz can cause hallucinations.¹⁴¹ Because of the deep foundations necessary to stabilize large wind turbines, LFN is transmitted down and throughout the contours of the land, often follows bedrock and even accelerates to emerge randomly miles from its origin.¹⁴² Audible noises and LFN vibrations should be considered in siting along with the potential additional noise caused by broken machinery such as a failed bearing.¹⁴³

Quality Of Life

To many, turbines are visually distracting, out of place and threaten residents' peace and quality of life.¹⁴⁴ Strobing light and shadows affect feelings of peace and solitude.¹⁴⁵

Turbines generate flicker and shadows that can distract nearby motorists.¹⁴⁶ They also interfere with television signals, thus affecting the quality of life for nearby residents.¹⁴⁷

Turbine-generated noise has an adverse impact on quality of life and may adversely impact the health of those living nearby. Research links noise to adverse health effects such as sleep deprivation and headaches. Sleep deprivation may lead to physiological effects such as a rise in cortisol levels – a sign of physiologic stress – as well as headaches, mood changes, and inability to concentrate. Initial research into the health impact of wind turbine noise (including the ‘visual noise’ of shadow flicker) reveals similar findings.¹⁴⁸

Even proximity to small wind farms can have a serious impact on nearby residents. Concerned about the potential effects of a 22-turbine wind farm near their town, the township of Lincoln, Illinois surveyed its residents in 2001 and found that, on average, 42% were bothered by blade flicker and noise, had been awakened by turbine sound, and had TV reception problems. Nearby property owners also cited increased lightning activity, increased traffic hazards, annoyance at the tower’s blinking lights, emergence of strange symptoms, and fears of EMFs. These tangible and intangible issues had an impact on the market value of nearby real estate. Reluctance to live near the turbines dramatically increased with proximity. For example, 41% of residents would not build or buy a home within 2 miles of the turbines. Within a half mile, 61% would not build or buy a home. And a quarter mile away from the turbines, 74% would not build or buy a home.¹⁴⁹ Wind farm developers said property values wouldn’t suffer. But the town zoning administrator did his own empirical research and found that sales within 1 mile of the windmills prior to their construction were 104% the assessed value, and properties selling in the same area after construction were at 78%. Sales more than a mile away were at 105% the assessed value before and 87% after. They also found several properties have taken much longer than normal to sell.¹⁵⁰

In New York, a landowner with a turbine on his property 2,000 feet from his house says the turbine rattles his windows, and he can hear some turbines a mile away in his house. The wind company said the turbine noise wouldn’t exceed the sound of a refrigerator 900 feet away. He was joined by two other neighbors with similar complaints. They added that fellow neighbors in proximity to the turbines started experiencing seizures, anxiety attacks, learning disorders and other ailments once the turbines started running. Neither he nor the other leaseholders nor the town has received any promised compensation because the turbines are not selling into the grid. They were told the lights would be the softest available but they were instead much brighter than anticipated.¹⁵¹

Several case studies conducted by the wind industry show that landowners care little about nearby wind farms. In Oregon’s Stateline Project, a 127-turbine farm covering 15 square miles in 2001 only sparked concerns over wildlife protection.¹⁵² Southwest Minnesota has been building wind farms since 1995 ranging from 17 turbines to 143. Very few issues were raised during the review and permitting process and only after being built have issues emerged regarding poor television reception in proximity to the farms, additional noise generated by loose pieces of material within the blade at low speeds; cleanup of materials associated with turbine or blade modifications; complaints about aesthetic detriment; and bird health issues.¹⁵³

In Highland County, Virginia, members of the rural mountain community fears that a proposed 19-turbine, 400-foot-tall-each project will blight their rural landscape and destroy the

area's scenic beauty. The wind farm developer claims the turbines can power 20k homes. Community response has been very negative. Residents are afraid the turbines will kill tourism – their only industry – and negatively impact property values.¹⁵⁴

A proposed 67-tower wind farm near Delavan, Illinois sparked strong opinions among its affected community. Supporters say it will bring additional property tax revenue, jobs and clean energy. Its opponents say it will be an eyesore, a dangerous obstacle to crop dusters and would lower property values. An acoustical engineer from Michigan testified that the turbines would create noise that could affect nearby residents.¹⁵⁵

In addition to landscape blight, many landowners are upset when the wind farms bring new transmission lines to transmit the wind energy to metro areas. But utilities are generally dismissive of such concerns. As the spokeswoman of Texas utility Oncor put it, "the importance of the transmission lines outweighs the aesthetic worries."¹⁵⁶

In Europe, where wind farms have existed and operated for many years, many people do not want to be near them, especially in scenic areas.¹⁵⁷

Wind Energy Production

Wind energy is gaining momentum in Wisconsin largely due to favorable geography, but it has its flaws. A typical coal-fired generating plant produces 500-600 megawatts of electricity per hour. Most wind turbines operate on average 30% of the time.¹⁵⁸ Invenergy, LLC forecast that their 133 turbines would generate 200 megawatts per hour.¹⁵⁹ However, the wind industry's average production percentages show that Invenergy's Forward Wind Farm in Fond du Lac and Dodge counties would generate 60 mWh (average).¹⁶⁰ In order to equal a fossil-fuel power plant, Invenergy would have to increase its farm 8 to 10 times its original size. A power plant typically covers a 40-acre footprint. Invenergy's wind farm covers a township. They would have to cover half a county to equal the output of one fossil-fueled power plant, and then only when the wind blows.

To make up the difference when the wind stops blowing, traditional power plants have to be constantly on (or "spinning") and generating reserve capacity equal to the maximum total power of wind turbines¹⁶¹ – ready at any moment to be "ramped up" to stabilize the grid. This fluctuating backup system of spinning and ramping makes traditional power plants run inefficiently and increases fuel consumption (emissions). Keeping the necessary additional reserve capacity, and factoring in ramping up and down, will increase the fuel consumption (emissions) at least 8-10% compared with the steady operation of traditional power stations.¹⁶²

Over 20 years of use in Europe, wind generated power has proven to be variable, unpredictable, uncontrollable and "routinely disappointing," according to UK energy expert, David White.¹⁶³

In his 2007 study, "Calculating the Real Cost of Industrial Wind Power: An Information Update for Ontario Electricity Consumers," Keith Stirling, MA, summarized the Washington D.C.-based National Research Council of the National Academies 2007 report on the environmental impacts of wind energy projects. He summarizes their findings thusly, "Wind energy development will provide no reduction in emissions of sulfur and nitrogen oxides, the

pollutants responsible for acid rain and ground-level ozone. Regarding carbon dioxide, industrial wind turbines will offset national emissions by only 1.2-4.5% from the levels that otherwise would occur from electricity generation. [Most expert estimates are much lower however, usually around .0003%]. Wind power will not reduce carbon emissions of the U.S., but merely will slow the increase by a small amount."¹⁶⁴

Even with generous government subsidies, wind energy is the highest cost option of available renewable energy sources.¹⁶⁵ It becomes more expensive to consumers once required backup and additional infrastructure are factored in. The high cost is caused by: A) the need to maintain backup generating reserve to cover times when the wind does not blow, B) the need to stabilize the grid when wind produces power that is not needed by current demand, and C) Government subsidization and tax benefits for the wind industry.¹⁶⁶

Wind-power increases the complexity of the transmission and distribution system, and it is therefore inevitable that transmission losses [often estimated at 10%] will increase because of the additional miles of power lines required, both factors increasing costs.¹⁶⁷

To help fund a new wind farm in Minnesota that will send its energy to Wisconsin, Alliant Energy proposes to raise electric and natural gas rates by 2010 – resulting in citizens having to pay nearly \$9 more per month per household on their electric bill and \$2.40 more per month per household on their gas bill. The farm will include 122 turbines, 400-feet tall each with 130-foot blades. As of July of 2009, Wisconsin citizen watchdog groups were criticizing Wisconsin's Public Service Commission's minimal review and questioning the project's need.¹⁶⁸

In his introduction to his Environmentally Responsible Wind Power Act of 2005, U.S. Senator Lamar Alexander stated, "Wind produces puny amounts of high-cost unreliable power...Congress should not subsidize the destruction of the American landscape."¹⁶⁹

To promote wind energy, many government entities have not factored in the real emissions impact of matching both demand and wind output simultaneously. As a result, many current policies incorrectly assume that CO2 emissions savings are guaranteed by the introduction of wind-power, and ignore wind power's difficulties and costs.¹⁷⁰

Ireland's Electricity Supply Board published evidence in 2004 showing that as the level of wind capacity increases, the CO2 emissions increase with the variation of wind-power output.¹⁷¹ Unlike natural gas or coal, wind energy cannot be physically stored on an industrial scale. Consequently, generation and demand have to be continuously balanced on the grid. Fossil-fuelled capacity operating as reserve and backup is required to accompany wind generation and stabilize supplies to the consumer.¹⁷²

Operating gas turbines by ramping up and down generates more CO2 per kWh of electrical generation than if the gas turbines were operated on the normal planned load. Dependent on the weather forecasts, it may be possible to shut down some capacity for brief periods, but this may frequently be for only a matter of hours. Fuel is then wastefully consumed and CO2 emitted as the plant is started up again, without any power being generated, before it is returned to load-bearing grid service. Gas turbines are not made to handle frequent ramping and start-ups. This not only increases the CO2 emissions, but also causes otherwise avoidable wear and tear, and so shortens the periods between overhauls, thereby adding to maintenance costs and eventually resulting in a 15% increase in electricity cost.¹⁷³

Merging wind-generated power into the power system is more complex than simply shutting down traditional power plants whenever the wind blows. The feed-in capacity can change frequently within a few hours.^{174,175} And half of the time, wind power in-feed is less than two-thirds of its annual average.^{176,177} Starting up and shutting down power plants may take minutes or hours, depending on the type of plant, while power may be needed in seconds. Unlike a conventional plant, wind output is not related to customer demand. Maximum wind production may occur during low customer demand periods, or at times of peak demand there may be little or no wind-generated power.

Canada knows all too well the irregular nature of wind. In Ontario, Canada they found that wind output changes have shown one distinct pattern: winds tend to be calm when consumers need electricity most. Northerners use the most electricity in summer – their weakest season for wind. Although winter is the strongest season, on the coldest days, when people use the most power, wind output tends to be poorest. Over the typical day, wind output peaks around midnight and bottoms out around 8 a.m., contrary to daily consumption.¹⁷⁸

While Ontario's new wind generation has reduced fossil fuel generation when wind output is available, the wind production pattern – output falls during the early morning – has offset this benefit by lowering the fuel efficiency of the flexible fossil generators used for ramping, increasing air emissions per unit of production, and increasing maintenance costs.¹⁷⁹

Ontario's 2006 Energy Probe reviewed a 2004 German study of their grid reliability and found that the proposed tripling of wind capacity in Germany by 2020 is alone driving a need for quintupling generation reserve requirements.¹⁸⁰ Wind power construction must be accompanied by almost equal construction of new conventional power plants, which will be used very nearly as much as if the wind turbines were not there.^{181,182}

Germany hosts approximately 11,000 turbines which provide 4.7% of Germany's gross demand. Even then the electricity is sporadic because the wind blows when it likes, as it likes, and where it likes – which, unfortunately, is rarely in places where large quantities of power are required.¹⁸³ Likewise, the Danes, long held as a prime example of wind energy in action, reported in 2004 that increased development of wind turbines did not reduce their CO2 emissions.¹⁸⁴

The increased use of wind power in Germany has resulted in uncontrollable fluctuations in generation due to the random character of wind power feed-in. This significantly increases the demands placed on the control balancing process and increases grid costs. Their massive increase of new wind farms in recent years has greatly increased their need for fossil-fueled reserve capacity.^{185,186}

As wind power generating capacity increases, its ability to displace conventional sources decreases. Wind power is essentially adding surplus capacity rather than replacing conventional plants. One-third of the time, widespread wind power facilities in the U.K. (which boasts the best wind resource in Europe) would be producing at less than 14% of the turbines' capacity.^{187,188}

Wind farms only provide electricity when the wind is strong enough but not too strong. As they suddenly provide electricity when the wind changes, the grid operator must match this changed supply of electricity to the existing demand. This is achieved by switching a power station to spinning standby mode so it can provide electricity when the wind changes again.

Spinning reserves provide no useful electricity and do not reduce emissions from power generation.¹⁸⁹

Promoters of wind energy routinely overstate environmental benefits. They advocate that each kilowatt-hour (kWh) of electricity produced by a wind turbine displaces the same amount of fuel-use and emissions associated with a kWh of electricity produced by a fossil-fuel generating unit. However, the saving of CO2 emissions is not proportional to the amount of fossil-fueled power that it displaces. Necessary spinning reserve fossil-fired capacity emits more CO2/kWh than if the plant were optimized, thus offsetting much of the benefit of wind.¹⁹⁰ In addition to the assumption of kWh-per-kWh offsets, wind energy advocates often use outdated information about emissions when making their claims, not taking into account the difference made by newer, cleaner burning fossil fueled plants.¹⁹¹

The more wind power capacity is in the grid, the lower percentage of traditional generation it can replace. A wind farm of 24,000 turbines with a generating capability of 48,000 MW would replace just 2,000 MW of conventional generation, the equivalent to two medium-sized coal stations.¹⁹²

The greater the distance between the source of generation and center of demand, the greater the losses during transmission. Currently these losses are estimated at 10-15%.¹⁹³ This is a problem since most wind turbines are in rural locations and far from the need.

Even at 10,000 turbines across the country, the UK will still not be able to supply 15% of its energy through wind turbines by 2020. Environmentalists say it's necessary to stop Global Warming while others point out how thousands of more wind turbines will blight their land.¹⁹⁴

The high cost and low return of wind farms is acknowledged by the U.S. National Association of Attorney Generals. In a 2008 presentation, they concluded that, despite being "green" wind farms are a high-cost alternative with a large footprint but small power output.¹⁹⁵

As we have seen from empirical research gleaned from a worldwide search, wind turbines produce very little electricity.¹⁹⁶ They have a high capital cost,¹⁹⁷ and poor capacity utilization.¹⁹⁸ Why, then, is wind-power the beneficiary of such extensive support if it is incapable of providing consistent power to replace traditional power plants, does not achieve the CO2 reductions required, and causes cost increases in backup, maintenance and transmission, while at the same time discouraging investment in clean, firm generation capacity?¹⁹⁹

Wind Farms = Tax Havens

In light of the technical limitations of wind turbines, it makes sense to ask why wind farms remain so popular. Two factors seem to take precedence. Firstly, the U.S. government is requiring states to provide a certain percentage of their energy with green energy solutions by 2020. Utilities have to find some alternative energy to invest in. The second reason appears to be that utilities receive generous subsidies and tax incentives to build wind farms. The tax breaks include federal and state accelerated depreciation, production tax credits, and reduced (or forgiven) property and sales taxes.²⁰⁰

Wind farms are very attractive to utilities looking to bury taxable income. For example: A company proposing a new 300 megawatt wind farm costing \$300,000,000 would be able to:

1. Shelter approximately \$132 million from federal income tax liability in the tax year when the project went into service, an additional \$67.2 million in the second year, \$40.3 million in the third year, and the remaining \$60.5 million in the next 3 years because of generous accelerated depreciation allowed for wind farms.²⁰¹
2. Deduct an additional \$14,191,200 per year for 10 years from its federal tax liability because of federal Production Tax Credits of \$0.018 per kWh for all electricity produced.²⁰²
3. Escape significant corporate income tax liability because the federal accelerated depreciation reduces taxable income.²⁰³
4. Avoid most normal liabilities associated with other taxes including Business and Occupation taxes and property taxes.²⁰⁴

The above federal and state tax breaks add up to a total of \$325,434,600 for the first 10 years. The tax breaks for wind farm owners shift tax burdens to remaining taxpayers, further degrading expected local economic benefits. The value of the tax breaks to the wind plant owner could easily exceed the owner's income from the sale of electricity, particularly in the early years of the project.²⁰⁵

Wind farms are heavily dependent upon large ratepayer and taxpayer subsidies and mandates to compete against conventional electrical power generation sources.²⁰⁶ Electricity sales contribute approximately 30% of a renewable station's income, while the remaining 70% comes from indirect subsidy paid for by the consumer, whether they have elected for 'green' energy or not.²⁰⁷

Since opposition to wind farms can lead to costly delays, some New York energy companies were found to be unethically influencing municipal officers to allow the development of develop wind farms. As a result, New York's Attorney General drafted a Wind Code of Ethics to publicize every aspect of future wind farms and restrict such companies from influencing officials. Since there were no exiting ethical laws concerning the municipal officers, the Attorney General sought to rectify it with this work-around.²⁰⁸ However, the Code is voluntary, and signers are required to help fund a government agency whose job it is to regulate the signers. The effectiveness of such a code is symbolic at best.

Economic Impact

How do wind farms impact local economies? Industry advocates say wind farms will add jobs and tax revenues to local communities, while their opponents say their adverse impacts on property values, tourism and the environment effectively neutralize any perceived economic benefits. Champaign County of Ohio estimated that a 100MW wind farm would yearly generate the tax dollar equivalent of 449 homes; and they estimated a 300MW farm would generate the tax dollar equivalent of 1,347 homes. They anticipate significant positive local property tax impacts are possible – assuming they can tax and collect at local levels.²⁰⁹

Unfortunately, wind farms contribute little to county property taxes. In some states, wind energy producing equipment is exempt from property taxes, and taxable items may be limited to the foundation and tower structure. Some developers also apply for additional local tax relief.²¹⁰

Additional tax revenues are frequently mentioned as a positive reason to build wind farms.²¹¹ General Electric, a major wind turbine manufacturer, claims that over the long term wind farms will add \$250 million to the US Treasury.²¹² However, they acknowledge they will only begin to “pump money into the US Treasury” once the Production Tax Credits expire.²¹³ PTCs are good for the first 10 years of a wind farm’s production. They project 10 million metric tons per year of CO2 emissions avoided.²¹⁴ They project creating thousands of short-term construction jobs with a long-term employment of 1,600 over 20 years or more of operation.²¹⁵ In contrast, the Township of Bethany, New York, found in 2007 that, beyond the temporary construction phase, wind farm projects have little to no significant job impact.²¹⁶

Despite potential benefits of wind farm projects, The Bacon Hill Institute – a public policy research group – studied a proposed wind farm in Nantucket Sound and found it failed the cost-benefit test recommended by the U.S. government for assessing large-scale projects. The wind farm developer stressed the value of wind power as a source of clean, renewable energy. But the study found that the overall economic costs of the project would exceed benefits by \$211.8 million. Without \$241 million from state and federal subsidies, the project would not be financially viable. And while the farm may generate some wind energy jobs, the impact on tourism would result in a net loss of 1,000 local jobs.²¹⁷

Losing tourism is a major concern of any locale that depends on the allure of their land to attract visitors and support the economy. The success of rural enterprises is inextricably linked with the maintenance and conservation of a healthy, attractive and irreplaceable rural appeal.²¹⁸ Wind turbines are largely seen as a chief threat to such areas.

Rural tourism is big business in the UK (worth appx. \$26.7 billion) and supports up to 800,000 jobs. In a 2006 study, the UK’s Small Business Council examined the impact wind farms would have on small businesses – specifically those dependent on rural tourism. They found that 75% of visitors say the quality of the landscape and countryside is the most important factor in choosing a destination. Between 47% and 75% of visitors felt that wind turbines damage the landscape quality. Of the three areas they studied, they found that 11% of visitors would avoid the first area, resulting in a loss of \$48.5 million and 800 jobs. Approximately 7% of visitors would not return to the second area, resulting in a loss of \$117 million and 1,753 jobs. In the third area, just 5% would stay away, but its lost affluence would result in \$668.5 million lost along with 15,000 jobs. In some areas, 49% of all sectors of rural businesses experienced a negative impact.²¹⁹

In a separate tourist area of the UK, five wind farms are proposed totaling 71 turbines along 18 miles. In a pilot survey of 1,500 visitors, the Council found that approximately 95% of the visitors said wind turbines would spoil their enjoyment of the landscape. And this spoiling directly translates into less business from tourism and lost jobs.²²⁰

They studied another tourist area in the UK, and found that two-thirds of local businesses said turbines are visually intrusive. While 54% thought wind turbines would increase their ‘green’ credentials, 27% believed it would still have a negative impact on the tourism

industry by reducing visitor numbers. After the details of the tower heights were revealed the next year, the 27% grew to 39% who felt the 400-foot-high turbines would make visitors stop visiting completely.²²¹

In North Devon, an area renowned for its beauty, a before-and-after survey was conducted to gauge visitors' feelings toward possible wind farms. Before details of their 300' height were revealed, 34% were generally favorable and 66% unfavorable towards turbines. After the size and location of the turbine proposals was revealed, the number of 'unfavorable' visitors rose to 84%. When asked if wind farms would affect their choice of holiday destination, less than 50% claimed that they would still choose North Devon. A further 39% said they would choose North Devon but subject to the size and location of the wind farms. Eleven percent would completely avoid North Devon.

Scotland is also proposing wind farms, but a visitor survey found that 15% of visitors would not return if wind turbines are built – resulting in a potential loss of \$133.7 million and 3,750 jobs.²²²

In Vermont, the state government wants green energy at the potential cost of impacting its natural beauty.²²³ But even in a prime location like on the top of a windy ridge, wind turbines sit idle 40% of the time.^{224,225}

Wind farms negatively impact pastoral beauty, thus severely damaging rural Vermont's main industry: tourism.²²⁶ Tourists don't want to pay to look at wind turbines, but wind supporters claim the turbines themselves will become an attraction and boost tourism.²²⁷ The wind industry tried making them attractions in the UK, and both failed. In 1999, a visitors' center was built in Norfolk, UK – then home to one of the largest turbines in the world. It ran out of money and closed in 2002. Then in 2001, a \$9.1 million visitor center was built with hopes of attracting 150,000 annual visitors to its wind farm. Despite opening to much publicity it attracted less than a tenth of projected visitors, and it went bankrupt. Its CEO said, "Sadly, just like many eco-attractions, they're not sustainable; there's just not enough interest."²²⁸

Conclusion

After reviewing articles and studies on wind energy, wind turbines appear to have a negative impact on the property values, health, and quality of life of residents in close proximity. Of the studies that found no impact on property value, nearly all were funded by wind farm developers or renewable energy advocacy groups. Of the studies and reports showing property loss, the average negative effect is -20.7%.

It is equally reasonable to conclude that some residents in close proximity to wind turbines experience genuine negative health effects from Low Frequency Noise, infrasound and blade flicker. Of the studies and reports cited, an average setback of little over a mile should significantly lessen detrimental health effects. In addition to noise and flicker issues, disrupted TV and cell phone receptions contribute to negatively impact the quality of life for residents living in close proximity to wind turbines.

Bibliography

¹ **Permitting of Wind Energy Facilities: A Handbook (Revised 2002).** National Wind Coordinating Committee. August 2002.

² **Ibid.**

³ **Ibid.**

⁴ **Ibid.**

⁵ **Ibid.**

⁶ **Investment in Wind yields negligible Environmental Benefits.** Gleen Schleede. Energy Market & Policy Analysis, Inc. Date Unknown.

⁷ **Wind Power Siting Issues Overview.** Tom Hewson. Presented to the National Association of Attorney Generals Wind Energy Facility Siting Issue Panel. April 21, 2008.

⁸ **Impact of Wind Turbines on Market Value of Texas Rural Land.** Derry T. Gardner of Gardner Appraisal Group, Inc. February 13, 2009.

⁹ **N.S. goes green, but at what cost? In remedying one problem, we shouldn't ignore signs we're creating another.** David Rodenhiser. The Daily News. September 23, 2007.

¹⁰ **Wind Turbine Syndrome: Testimony before the New York State Legislature Energy Committee.** March 7, 2006. Nina Pierpont, MD, PhD. New York State.

¹¹ **Ibid.**

¹² **Ibid.**

¹³ **Second International Meeting on Wind Turbine Noise.** Lyon, France – September 20-21, 2007. Mariana Alves-Pereira, Nuno A. A. Castelo Branco.

¹⁴ **Ibid.**

¹⁵ **Ibid.**

¹⁶ **Modern Wind Turbines Generate Dangerously “Dirty” Electricity.** Catherine Klieber. Dirtyelectricity.ca. April 28, 2009.

¹⁷ **Wind Turbine Technology Overview.** Prepared by Global Energy Concepts for the New York State Energy Research and Development Authority. October 2005.

¹⁸ **Modern Wind Turbines Generate Dangerously “Dirty” Electricity.** Catherine Klieber. Dirtyelectricity.ca. April 28, 2009.

¹⁹ **Public Health Impacts of Wind Turbines.** Minnesota Department of Health Environmental Health Division. May 22, 2009.

²⁰ **Ibid.**

²¹ Ibid.

²² Ibid.

²³ **Wind Turbines, Noise and Health.** Dr. Amanda Harry M.B.Ch.B., P.G. Dip.E.N.T. February 2007.

²⁴ Ibid.

²⁵ **Noise Radiation From Wind Turbines Installed Near Homes: Effects On Health – With an annotated review of the research and related issues.** Barbara J. Frey, BA, MA and Peter J. Hadden, BSc, FRICS. February 2007, June 2007.

²⁶ **Wind Turbines, Noise and Health.** Dr. Amanda Harry M.B.Ch.B., P.G. Dip.E.N.T. February 2007.

²⁷ Ibid.

²⁸ Ibid.

²⁹ Ibid.

³⁰ Ibid.

³¹ Ibid.

³² **N.S. goes green, but at what cost? In remedying one problem, we shouldn't ignore signs we're creating another.** David Rodenhiser. The Daily News. September 23, 2007.

³³ **Wind Turbines, Noise and Health.** Dr. Amanda Harry M.B.Ch.B., P.G. Dip.E.N.T. February 2007.

³⁴ **N.S. goes green, but at what cost? In remedying one problem, we shouldn't ignore signs we're creating another.** David Rodenhiser. The Daily News. September 23, 2007.

³⁵ **Noise Radiation From Wind Turbines Installed Near Homes: Effects On Health – With an annotated review of the research and related issues.** Barbara J. Frey, BA, MA and Peter J. Hadden, BSc, FRICS. February 2007, June 2007.

³⁶ **N.S. goes green, but at what cost? In remedying one problem, we shouldn't ignore signs we're creating another.** David Rodenhiser. The Daily News. September 23, 2007.

³⁷ **Noise Radiation From Wind Turbines Installed Near Homes: Effects On Health – With an annotated review of the research and related issues.** Barbara J. Frey, BA, MA and Peter J. Hadden, BSc, FRICS. February 2007, June 2007.

³⁸ **Calculating the Real Cost of Industrial Wind Power: An Information Update for Ontario Electricity Consumers.** Keith Sterling, MA, MNIMH, Dip. Phyt., MCPP. Friends of Arran Lake Wind Action Group. November 2007.

³⁹ **Wind farm neighbours say they had to move.** Don Crosby. Owen Sound Sun Times. July 4, 2009.

⁴⁰ Ibid.

-
- ⁴¹ **Letter by Elizabeth May: Wind Power Flaps.** www.dangerwind.org/main.htm. Daniel & Carolyn d'Entermont. March 13, 2009. Nova Scotia, Canada.
- ⁴² **Report from the Bethany Wind Turbine Study Committee.** January 25, 2007.
- ⁴³ **Wind Turbine Syndrome: Testimony before the New York State Legislature Energy Committee.** Nina Pierpont, MD, PhD.
- ⁴⁴ **Wind Turbines, Noise and Health.** Dr. Amanda Harry M.B.Ch.B., P.G. Dip.E.N.T. February 2007.
- ⁴⁵ **Noise Radiation From Wind Turbines Installed Near Homes: Effects On Health – With an annotated review of the research and related issues.** Barbara J. Frey, BA, MA and Peter J. Hadden, BSc, FRICS. February 2007, June 2007.
- ⁴⁶ **Modern Wind Turbines Generate Dangerously “Dirty” Electricity.** Catherine Klieber. Dirtyelectricity.ca. April 28, 2009.
- ⁴⁷ **Wind Turbine Smashed...By Wind.** Alastair Taylor. The Sun (UK). June 28, 2008.
- ⁴⁸ **Report from the Bethany Wind Turbine Study Committee.** January 25, 2007.
- ⁴⁹ **Wind Turbine’s Deadly Ice Shower.** Kirsten Beacock. The Evening Telegraph (UK). December 2, 2008.
- ⁵⁰ **Wind Power Siting Issues Overview.** Tom Hewson. Presented to the National Association of Attorney Generals Wind Energy Facility Siting Issue Panel. April 21, 2008.
- ⁵¹ **Wind turbines don’t make good neighbors: Some Problems of Wind Power in the Berkshires.** Eleanor Tillinghast. Study presented by Green Berkshires, Inc. May 14, 2004.
- ⁵² **Spinning to Destruction.** Michael Connellan. The Guardian (UK). September 4, 2008.
- ⁵³ **Report from the Bethany Wind Turbine Study Committee.** January 25, 2007.
- ⁵⁴ **Faulty wiring likely caused wind turbine collapse at Altona wind farm.** Jason Lehmann. SNL Interactive. March 10, 2009.
- ⁵⁵ **Exclusion zone around wind farm after gales.** Natalie Chapples. North West Evening Mail (UK). March 12, 2008.
- ⁵⁶ **Investment in Wind yields negligible Environmental Benefits.** Gleen Schleede. Energy Market & Policy Analysis, Inc. Date Unknown.
- ⁵⁷ **The Dangers of Wind Power.** Simone Kaiser and Michael Frohlingsdorf. BusinessWeek. August 24, 2007.
- ⁵⁸ **Wind turbines complicate wind monitoring.** Scott Williams. The Journal Sentinel. April 11, 2009.
- ⁵⁹ **Energy Law Alert: Department of Defense Issues Report on Effects of Windmills on Radar.** Author Unknown. Stoel Rivers, LLP – Attorneys at Law. October 19, 2006.
- ⁶⁰ **Wind Power Siting Issues Overview.** Tom Hewson. Presented to the National Association of Attorney Generals Wind Energy Facility Siting Issue Panel. April 21, 2008.

-
- ⁶¹ **Wind turbines don't make good neighbors: Some Problems of Wind Power in the Berkshires.** Eleanor Tillinghast.
- ⁶² **Living with the Impact of Windmills.** Chris Luxemburger. Date appx. between 2008 & 2009.
- ⁶³ **Contracting Legal Issues.** Erin C. Herbold, staff attorney, ISU Center for Agricultural Law and Taxation. North Central Risk Management Education Center. May 14, 2009.
- ⁶⁴ **Ibid.**
- ⁶⁵ **Investment in Wind yields negligible Environmental Benefits.** Gleen Schleede. Energy Market & Policy Analysis, Inc. Date Unknown.
- ⁶⁶ **Wind Power Siting Issues Overview.** Tom Hewson. Presented to the National Association of Attorney Generals Wind Energy Facility Siting Issue Panel. April 21, 2008.
- ⁶⁷ **Wind turbines and migratory birds: A serious problem?** Caleb Hale. The Southern (IL). May 23, 2009.
- ⁶⁸ **Ibid.**
- ⁶⁹ **Bat Fatalities at Wind Turbines: Investigating the Causes and Consequences.** Paul Cryan. United States Geological Survey Fort Collins Science Center. Date unknown.
- ⁷⁰ **Wind farms on Ocracoke? Nope.** Jack Betts. This Old State (blog). July 15, 2009.
- ⁷¹ **Permitting of Wind Energy Facilities: A Handbook (Revised 2002).** National Wind Coordinating Committee. August 2002.
- ⁷² **Report from the Bethany Wind Turbine Study Committee.** January 25, 2007.
- ⁷³ **Permitting of Wind Energy Facilities: A Handbook (Revised 2002).** National Wind Coordinating Committee. August 2002.
- ⁷⁴ **Ibid.**
- ⁷⁵ **Ibid.**
- ⁷⁶ **Ibid.**
- ⁷⁷ **Ibid.**
- ⁷⁸ **Developers balking at proposed Woodbury wind turbine.** Bob Shaw. Pioneer Press. September 24, 2008.
- ⁷⁹ **Residential Wind Turbines and Property Values.** Mike Sagrillo of Sagrillo Power & Light Co. American Wind Energy Association website. 2004.
- ⁸⁰ **The Effect of Wind Development on Local Property Values.** George Sterzinger (REPP Exec. Dir.), Fredric Beck (REPP Research Manager), Damian Kostiuk (REPP Research & Communications Specialist). Prepared for the Renewable Energy Policy Project (REPP). May 2003.

⁸¹ **Introduction to Research on Property Value Impacts.** Richard Light & Molly Hyde. Centerville Township, Michigan. August, 2006.

⁸² **Ibid.**

⁸³ **Impact of Wind Turbines on Market Value of Texas Rural Land.** Derry T. Gardner of Gardner Appraisal Group, Inc. February 13, 2009.

⁸⁴ **Introduction to Research on Property Value Impacts.** Richard Light & Molly Hyde. Centerville Township, Michigan. August, 2006.

⁸⁵ **Wind farm opponents air concerns; Experts say Rail Splitter project will create noise, affect property values.** Kevin Sampler. Journal Star. May 2, 2008.

⁸⁶ **Introduction to Research on Property Value Impacts.** Richard Light & Molly Hyde. Centerville Township, Michigan. August, 2006.

⁸⁷ **Residential Wind Turbines and Property Values.** Mike Sagrillo.

⁸⁸ **Developers balking at proposed Woodbury wind turbine.** Bob Shaw.

⁸⁹ **Ibid.**

⁹⁰ **Property Values and House Prices: Appendix 1 of the Report to the Select Committee on Economic affairs.** Julian Davis BSc & Jane Davis M.A. June 2008.

⁹¹ **Introduction to Research on Property Value Impacts.** Richard Light & Molly Hyde. Centerville Township, Michigan. August, 2006.

⁹² **Wind farms lower property assessments in western P.E.I.** Author Unknown. CBC News. December 23, 2008.

⁹³ **RE: Impact of Wind Turbine Generators on Property Values.** David C. Maturen of Maturen & Associates, Inc. September 9, 2004. (e-mailed letter.) Study referenced within text: Strutt & Parker study of the Edinbane Windfarm on the Isle of Skye.

⁹⁴ **Ibid.**

⁹⁵ **Ibid.**

⁹⁶ **Living with the Impact of Windmills.** Chris Luxemburger. Date appx. between 2008 & 2009.

⁹⁷ **Noise Radiation From Wind Turbines Installed Near Homes: Effects On Health – With an annotated review of the research and related issues.** Barbara J. Frey, BA, MA and Peter J. Hadden, BSc, FRICS. February 2007, June 2007.

⁹⁸ **Wind farms change land values.** Marius Cuming and Lucy Skuthorp. National Rural News (Australia). November 11, 2008.

⁹⁹ **RE: Impact of Wind Turbine Generators on Property Values.** David C. Maturen of Maturen & Associates, Inc. September 9, 2004. (e-mailed letter)

¹⁰⁰ Ibid.

¹⁰¹ **Noise Radiation From Wind Turbines Installed Near Homes: Effects On Health – With an annotated review of the research and related issues.** Barbara J. Frey, BA, MA and Peter J. Hadden, BSc, FRICS. February 2007, June 2007.

¹⁰² **Impacts of Windmill Visibility on Property Values in Madison County, New York.** Project Report Submitted to the Faculty of the Bard Center for Environmental Policy in partial fulfillment of the requirements for the degree of Master of Science in Environmental Policy. Hudson, New York. April 30, 2006.

¹⁰³ **What is the impact of wind farms on house prices?** Peter Dent and Dr. Sally Sims. Department of Real Estate and Construction, Oxford Brookes University, UK. Paid for by the Royal Institution of Chartered Surveyors Education Trust. March 2007.

¹⁰⁴ **What is the Impact of Wind Farms on House Prices? An assessment of the study done in March 2007 for RICS.** I.C. Eperon. June 2008.

¹⁰⁵ **What is the impact of wind farms on house prices?** Peter Dent and Dr. Sally Sims. Department of Real Estate and Construction, Oxford Brookes University, UK. Paid for by the Royal Institution of Chartered Surveyors Education Trust. March 2007.

¹⁰⁶ **A Real Estate Study of the Proposed White Oak Energy Center McLean and Woodford Counties, Illinois.** Peter J. Poletti. For Invenergy Wind LLC. January 2007.

¹⁰⁷ **Introduction to Research on Property Value Impacts.** Richard Light & Molly Hyde. Centerville Township, Michigan. August, 2006.

¹⁰⁸ **What is the impact of wind farms on house prices?** Peter Dent and Dr. Sally Sims. Department of Real Estate and Construction, Oxford Brookes University, UK. Paid for by the Royal Institution of Chartered Surveyors Education Trust. March 2007.

¹⁰⁹ **Introduction to Research on Property Value Impacts.** Richard Light & Molly Hyde. Centerville Township, Michigan. August, 2006.

¹¹⁰ Ibid.

¹¹¹ **Impact of Wind Turbines on Market Value of Texas Rural Land.** Derry T. Gardner of Gardner Appraisal Group, Inc. February 13, 2009.

¹¹² **Introduction to Research on Property Value Impacts.** Richard Light & Molly Hyde. Centerville Township, Michigan. August, 2006.

¹¹³ **Impact of Wind Turbines on Market Value of Texas Rural Land.** Derry T. Gardner of Gardner Appraisal Group, Inc. February 13, 2009.

¹¹⁴ Ibid.

¹¹⁵ **Contracting Legal Issues.** Erin C. Herbold, staff attorney, ISU Center for Agricultural Law and Taxation. North Central Risk Management Education Center. May 14, 2009.

-
- ¹¹⁶ **Calculating the Real Cost of Industrial Wind Power: An Information Update for Ontario Electricity Consumers.** Keith Sterling, MA, MNIMH, Dip. Phyt., MCPP. Friends of Arran Lake Wind Action Group. November 2007.
- ¹¹⁷ **Wind turbines don't make good neighbors: Some Problems of Wind Power in the Berkshires.** Eleanor Tillinghast. Study presented by Green Berkshires, Inc. May 14, 2004.
- ¹¹⁸ **Ibid.**
- ¹¹⁹ **Ibid.**
- ¹²⁰ **Ibid.**
- ¹²¹ **RE: Impact of Wind Turbine Generators on Property Values.** David C. Maturen of Maturen & Associates, Inc. September 9, 2004. (e-mailed letter.) Studies referenced within text: Blowing in the Wind: Offshore Wind and Cape Cod Economy (October 2003) and Free but Costly: An Economic Analysis of a Wind Farm in Nantucket Sound (March 2004).
- ¹²² **Testimony of Russell Bounds, Realtor in the State of Maryland, before the Maryland Public Service Commission on windplants affecting property values.** 2005.
- ¹²³ **Ibid.**
- ¹²⁴ **Ibid.**
- ¹²⁵ **Ibid.**
- ¹²⁶ **Impact of Wind Turbines on Market Value of Texas Rural Land.** Derry T. Gardner of Gardner Appraisal Group, Inc. February 13, 2009.
- ¹²⁷ **Ibid.**
- ¹²⁸ **Wind Power Siting Issues Overview.** Tom Hewson. Presented to the National Association of Attorney Generals Wind Energy Facility Siting Issue Panel. April 21, 2008.
- ¹²⁹ **Permitting of Wind Energy Facilities: A Handbook (Revised 2002).** National Wind Coordinating Committee. August 2002.
- ¹³⁰ **Report from the Bethany Wind Turbine Study Committee.** January 25, 2007.
- ¹³¹ **Permitting of Wind Energy Facilities: A Handbook (Revised 2002).** National Wind Coordinating Committee. August 2002.
- ¹³² **Noise Radiation From Wind Turbines Installed Near Homes: Effects On Health – With an annotated review of the research and related issues.** Barbara J. Frey, BA, MA and Peter J. Hadden, BSc, FRICS. February 2007, June 2007.
- ¹³³ **Expert: It's difficult to write noise ordinance.** Arnold C. Palmer. July 19, 2009.
- ¹³⁴ **Wind Power Siting Issues Overview.** Tom Hewson. Presented to the National Association of Attorney Generals Wind Energy Facility Siting Issue Panel. April 21, 2008.

¹³⁵ **Ibid.**

¹³⁶ **Permitting of Wind Energy Facilities: A Handbook (Revised 2002).** National Wind Coordinating Committee. August 2002.

¹³⁷ **Wind turbines don't make good neighbors: Some Problems of Wind Power in the Berkshires.** Eleanor Tillinghast. Study presented by Green Berkshires, Inc. May 14, 2004.

¹³⁸ **Noise Radiation From Wind Turbines Installed Near Homes: Effects On Health – With an annotated review of the research and related issues.** Barbara J. Frey, BA, MA and Peter J. Hadden, BSc, FRICS. February 2007, June 2007.

¹³⁹ **Wind Turbines, Noise and Health.** Dr. Amanda Harry M.B.Ch.B., P.G. Dip.E.N.T. February 2007.

¹⁴⁰ **Expert: It's difficult to write noise ordinance.** Arnold C. Palmer. July 19, 2009.

¹⁴¹ **Ibid.**

¹⁴² **Ibid.**

¹⁴³ **Ibid.**

¹⁴⁴ **Ibid.**

¹⁴⁵ **Wind turbines don't make good neighbors: Some Problems of Wind Power in the Berkshires.** Eleanor Tillinghast. Study presented by Green Berkshires, Inc. May 14, 2004.

¹⁴⁶ **Report from the Bethany Wind Turbine Study Committee.** January 25, 2007.

¹⁴⁷ **Wind turbines don't make good neighbors: Some Problems of Wind Power in the Berkshires.** Eleanor Tillinghast.

¹⁴⁸ **Noise Radiation From Wind Turbines Installed Near Homes: Effects On Health – With an annotated review of the research and related issues.** Barbara J. Frey, BA, MA and Peter J. Hadden, BSc, FRICS. February 2007, June 2007.

¹⁴⁹ **Excerpts from the Final Report of the Township of Lincoln Wind Turbine Moratorium Committee.** Prepared by Elise Bittner-Macking for presentation to the Bureau County, Illinois, Zoning Board of Appeals. July 2, 2001.

¹⁵⁰ **Ibid.**

¹⁵¹ **New York wind farm foes say noise is almost unbearable.** Nancy Madsen. Watertown Daily Times. July 20, 2009.

¹⁵² **Permitting of Wind Energy Facilities: A Handbook (Revised 2002).** National Wind Coordinating Committee. August 2002.

¹⁵³ **Ibid.**

¹⁵⁴ **Wind Farms Draw Mixed Response in Appalachia.** Adam Hochberg. Npr.com. July 23, 2009.

¹⁵⁵ **Wind farm opponents air concerns; Experts say Rail Splitter project will create noise, affect property values.** Kevin Sampler. Journal Star. May 2, 2008.

¹⁵⁶ **Transmission line debates: wind here, towers somewhere else.** Amanda Casnova. Abilene Reporter-News. July 18, 2009.

¹⁵⁷ **UK Energy Policy: The Small Business Perspective & The Impact on the Rural Economy.** Candida Whitmill for the Small Business Council. February 2006.

¹⁵⁸ **Favorable Winds.** Rick Berg. Marketplace Magazine. Vol. 18, No. 17. September 4, 2007.

¹⁵⁹ **Ibid.**

¹⁶⁰ **Ibid.**

¹⁶¹ **Estimation of real emissions reduction caused by wind generators.** O. Liik, R. Oidram, M. Keel Tallinn Technical University, 5 Ehitajate tee, Tallinn 19086, Estonia 2003.

¹⁶² **Ibid.**

¹⁶³ **Reduction in Carbon Dioxide Emissions: Estimating the Potential Contribution from Wind Power.** Renewable Energy Foundation, U.K. December 2004.

¹⁶⁴ **Calculating the Real Cost of Industrial Wind Power: An Information Update for Ontario Electricity Consumers.** Keith Sterling, MA, MNIMH, Dip. Phyt., MCPP. Friends of Arran Lake Wind Action Group. November 2007.

¹⁶⁵ **Ibid.**

¹⁶⁶ **Ibid.**

¹⁶⁷ **Ibid.**

¹⁶⁸ **Wisconsin regulators to consider plans for wind farm.** Associated Press. Gazette Xtra. July 8, 2009.

¹⁶⁹ **Anti-Wind Measure Voted Down by U.S. Senate.** Jesse Broehl. RenewableEnergyAccess.com. June 24, 2005.

¹⁷⁰ **Calculating the Real Cost of Industrial Wind Power: An Information Update for Ontario Electricity Consumers.** Keith Sterling, MA, MNIMH, Dip. Phyt., MCPP. Friends of Arran Lake Wind Action Group. November 2007.

¹⁷¹ **Ibid.**

¹⁷² **Ibid.**

¹⁷³ **Ibid.**

¹⁷⁴ **Wind Report 2005.** E.ON Netz – managers of the transmission grid in Schleswig-Holstein and Lower Saxony, about a third of Germany, hosting 7,050 MW of Germany's 16,394 MW installed wind-generating capacity at the end of 2004. 2005.

-
- ¹⁷⁵ **The Low Benefit of Industrial Wind.** Eric Rosenbloom. Industrial Wind Energy Opposition. January 20, 2006.
- ¹⁷⁶ **Wind Report 2005.** E.ON Netz – managers of the transmission grid in Schleswig-Holstein and Lower Saxony, about a third of Germany, hosting 7,050 MW of Germany’s 16,394 MW installed wind-generating capacity at the end of 2004. 2005.
- ¹⁷⁷ **The Low Benefit of Industrial Wind.** Eric Rosenbloom. Industrial Wind Energy Opposition. January 20, 2006.
- ¹⁷⁸ **Calculating the Real Cost of Industrial Wind Power: An Information Update for Ontario Electricity Consumers.** Keith Sterling, MA, MNIMH, Dip. Phyt., MCPP. Friends of Arran Lake Wind Action Group. November 2007.
- ¹⁷⁹ **Ibid.**
- ¹⁸⁰ **Ibid.**
- ¹⁸¹ **Wind Report 2005.** E.ON Netz – managers of the transmission grid in Schleswig-Holstein and Lower Saxony, about a third of Germany, hosting 7,050 MW of Germany’s 16,394 MW installed wind-generating capacity at the end of 2004. 2005.
- ¹⁸² **The Low Benefit of Industrial Wind.** Eric Rosenbloom. Industrial Wind Energy Opposition. January 20, 2006.
- ¹⁸³ **UK Energy Policy: The Small Business Perspective & The Impact on the Rural Economy.** Candida Whitmill for the Small Business Council. February 2006.
- ¹⁸⁴ **The Low Benefit of Industrial Wind.** Eric Rosenbloom. Industrial Wind Energy Opposition. January 20, 2006. Text referenced within text: Flemming Nissen, head of development, Elsam (operating 404 MW of wind power in Denmark), presentation to “Vind eller forsvind” conference, Copenhagen, May 27, 2004.
- ¹⁸⁵ **Wind Report 2005.** E.ON Netz – managers of the transmission grid in Schleswig-Holstein and Lower Saxony, about a third of Germany, hosting 7,050 MW of Germany’s 16,394 MW installed wind-generating capacity at the end of 2004. 2005.
- ¹⁸⁶ **The Low Benefit of Industrial Wind.** Eric Rosenbloom. Industrial Wind Energy Opposition. January 20, 2006.
- ¹⁸⁷ **Response to the House of Lords Science and Technology Select Committee Inquiry Into the Practicalities of Developing Renewable Energy.** Royal Academy of Engineering. October 2003.
- ¹⁸⁸ **The Low Benefit of Industrial Wind.** Eric Rosenbloom. Industrial Wind Energy Opposition. January 20, 2006.
- ¹⁸⁹ **Ibid.** Text referenced: *Wind farms provide no useful electricity.* Richard S. Courtney. Presentation to conference of Groups Opposed to Wind farms in the UK, 2004.
- ¹⁹⁰ **Report from the Bethany Wind Turbine Study Committee.** January 25, 2007.

-
- ¹⁹¹ **Investment in Wind yields negligible Environmental Benefits.** Gleen Schleede. Energy Market & Policy Analysis, Inc. Date Unknown.
- ¹⁹² **UK Energy Policy: The Small Business Perspective & The Impact on the Rural Economy.** Candida Whitmill for the Small Business Council. February 2006.
- ¹⁹³ **Ibid.**
- ¹⁹⁴ **Wind power plans flawed, say critics.** Patrick Sawyer. The Telegraph (UK). July 18, 2009.
- ¹⁹⁵ **Wind Power Siting Issues Overview.** Tom Hewson. Presented to the National Association of Attorney Generals Wind Energy Facility Siting Issue Panel. April 21, 2008.
- ¹⁹⁶ **Investment in Wind yields negligible Environmental Benefits.** Gleen Schleede. Energy Market & Policy Analysis, Inc. Date Unknown.
- ¹⁹⁷ **Wind Power Siting Issues Overview.** Tom Hewson. Presented to the National Association of Attorney Generals Wind Energy Facility Siting Issue Panel. April 21, 2008.
- ¹⁹⁸ **Ibid.**
- ¹⁹⁹ **Estimation of real emissions reduction caused by wind generators.** O. Liik, R. Oidram, M. Keel Tallinn Technical University, 5 Ehitajate tee, Tallinn 19086, Estonia 2003.
- ²⁰⁰ **Calculating the Real Cost of Industrial Wind Power: An Information Update for Ontario Electricity Consumers.** Keith Sterling, MA, MNIMH, Dip. Phyt., MCPP. Friends of Arran Lake Wind Action Group. November 2007.
- ²⁰¹ **Investment in Wind yields negligible Environmental Benefits.** Gleen Schleede. Energy Market & Policy Analysis, Inc. Date Unknown.
- ²⁰² **Ibid.**
- ²⁰³ **Ibid.**
- ²⁰⁴ **Ibid.**
- ²⁰⁵ **Ibid.**
- ²⁰⁶ **Wind Power Siting Issues Overview.** Tom Hewson. Presented to the National Association of Attorney Generals Wind Energy Facility Siting Issue Panel. April 21, 2008.
- ²⁰⁷ **UK Energy Policy: The Small Business Perspective & The Impact on the Rural Economy.** Candida Whitmill for the Small Business Council. February 2006.
- ²⁰⁸ **New Code of Ethics for Wind Energy Companies Doing Business in New York: A Back-Door Approach to Regulating Municipal Entities.** Patricia E. Salkin. Government Law Center of Albany Law School: Government Law Online. NYSBA/MLRC *Municipal Lawyer*. Vol. 23, No. 1. Winter 2009.
- ²⁰⁹ **Economic Impact Study of Wind Farm Development In Champaign County, Ohio.** Dave Faulkner, Exec. Director of Community Improvement Corporation of Champaign County, Ohio. Prepared for Champaign County Wind Tower Study Group. November 13, 2007.

²¹⁰ **Wind Power Siting Issues Overview.** Tom Hewson. Presented to the National Association of Attorney Generals Wind Energy Facility Siting Issue Panel. April 21, 2008.

²¹¹ **GE Energy Financial Services Study: Impact of 2007 Wind Farms on US Treasury.** Steve Taub (Senior VP of GE Energy Financial Services). GE Energy Financial Services. Date Unknown.

²¹² **Ibid.**

²¹³ **Ibid.**

²¹⁴ **Ibid.**

²¹⁵ **Ibid.**

²¹⁶ **Report from the Bethany Wind Turbine Study Committee.** January 25, 2007.

²¹⁷ **Beacon Hill Institute Study: Cape Wind proposal fails cost benefits test.** The Beacon Hill Institute for Public Policy Research. March 16, 2004.

²¹⁸ **UK Energy Policy: The Small Business Perspective & The Impact on the Rural Economy.** Candida Whitmill for the Small Business Council. February 2006.

²¹⁹ **Ibid.**

²²⁰ **Ibid.**

²²¹ **Ibid.**

²²² **Ibid.**

²²³ **Wind turbines don't make good neighbors: Some Problems of Wind Power in the Berkshires.** Eleanor Tillinghast. Study presented by Green Berkshires, Inc. May 14, 2004.

²²⁴ **Green Mountain Power Wind Power Project Third-Year Operating Experience: 1999–2000.** U.S. Department of Energy–Electric Power Research Institute [EPRI] Wind Turbine Verification Program. December 2002.

²²⁵ **The Low Benefit of Industrial Wind.** Eric Rosenbloom. Industrial Wind Energy Opposition. January 20, 2006.

²²⁶ **Wind turbines don't make good neighbors: Some Problems of Wind Power in the Berkshires.** Eleanor Tillinghast. Study presented by Green Berkshires, Inc. May 14, 2004.

²²⁷ **Ibid.**

²²⁸ **UK Energy Policy: The Small Business Perspective & The Impact on the Rural Economy.** Candida Whitmill for the Small Business Council. February 2006.

